

Search for Higgs Boson

in $H \rightarrow WW \rightarrow l\nu jj$

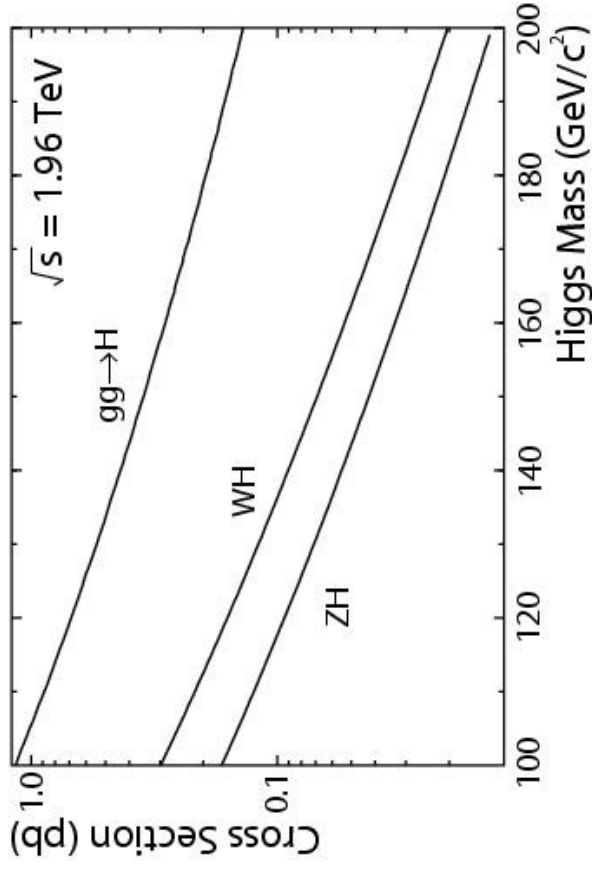
2010/02/24

「フレーバー物理の新展開」研究会

筑波大学 金信弘、佐藤 構二、須藤 裕司

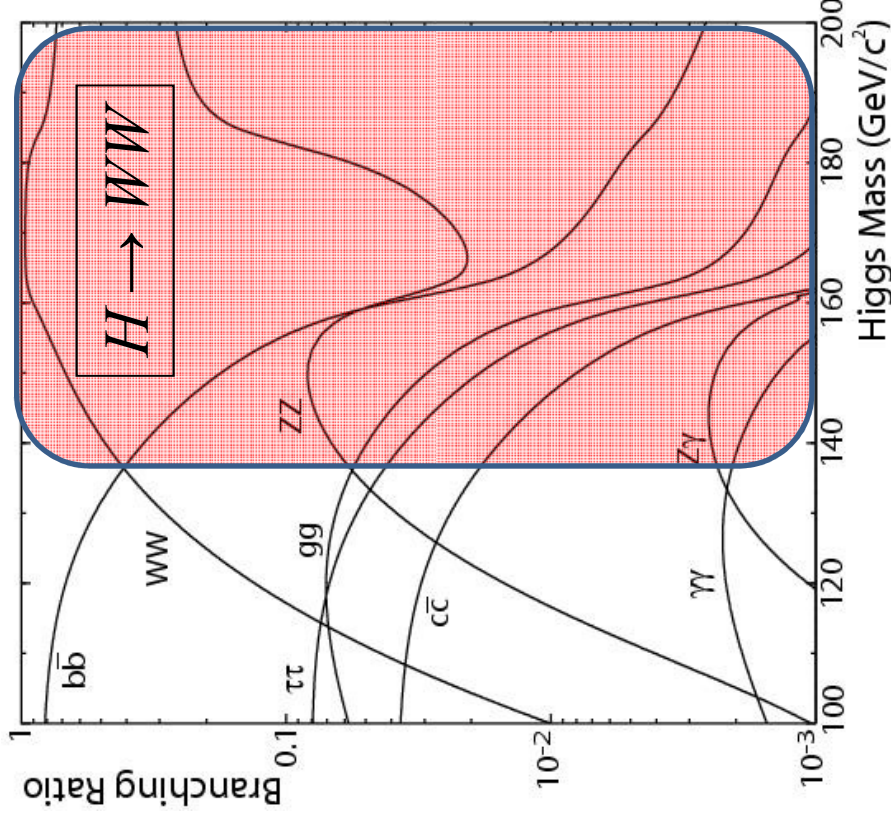
Higgs Boson Production Cross section

and Branching Ratio



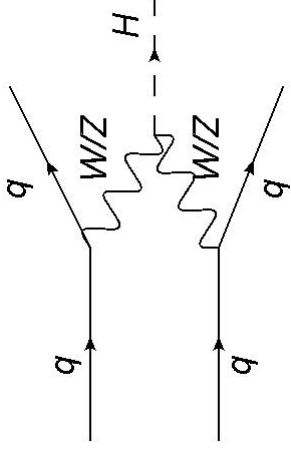
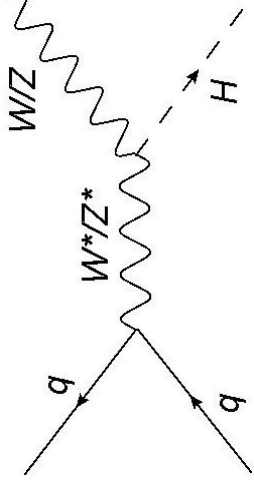
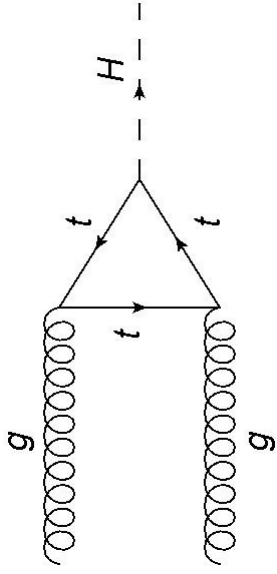
Main production modes of standard model Higgs are $gg \rightarrow H$, WH and ZH .

SM Higgs decays mainly into WW for $M_H > 135 \text{ GeV}$.



High Mass Search

- $gg \rightarrow H \rightarrow WW \rightarrow l\nu l\nu$
 - ✓ Dominant search mode
 - ✓ Analysis considers WH, ZH, VBF modes.
 - ✓ Backgrounds
 - dibosons (WW, WZ, ZZ), $Z/\gamma^*, t\bar{t}, W\gamma, W+\text{jets}$
- $gg \rightarrow H \rightarrow WW \rightarrow lvjj$
 - ✓ Addition of this mode will enhance CDF sensitivity
 - ✓ Backgrounds
 - $W+\text{jets}$, dibosons, single top, $t\bar{t}$, non- W

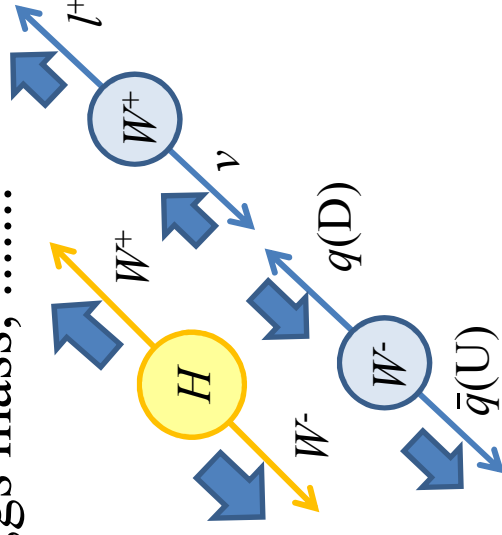


Motivation and Analysis Idea

$$H \rightarrow WW \rightarrow lvjj$$

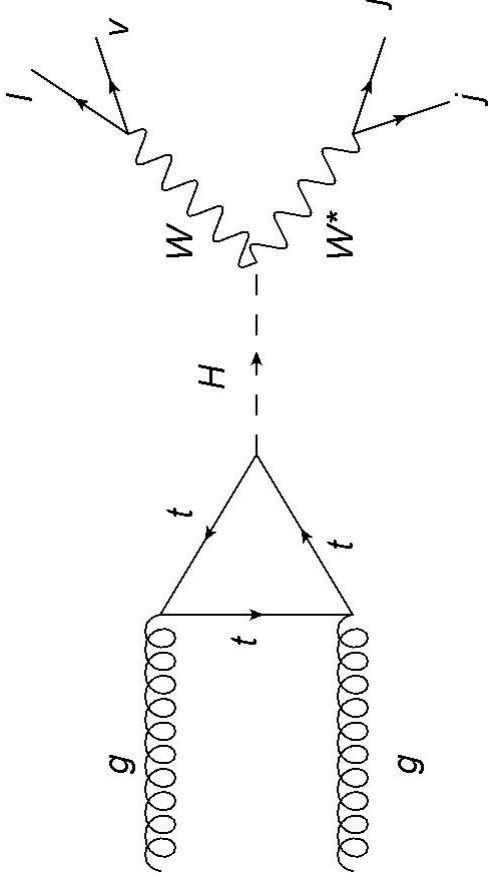
- $WW \rightarrow lvjj$ has a branching ratio 6 times larger than $WW \rightarrow lv\nu$, though it will have a huge QCD $W + 2j$ background.
- We can take advantage of the decay kinematics of the Higgs (spin=0), by tagging charm jets.
- Finally compose Likelihood discriminant for S/B separation.
- Angular distribution between lepton and down type jet.
- Dijet mass, reconstructed higgs mass,

W Decay Mode
 $lv \sim 10\%$
 $cs, ud \sim 30\%$




Base Cuts

- Signal topology: $H \rightarrow WW \rightarrow lvjj$
- Standard set of cuts for $l + \text{MET} + \text{exact 2 jets}$
 - One Lepton (CEM/CMUP/CMX)
 - $E_T > 20 \text{ GeV}$, $|\eta| < 1.1$
 - $\text{MET} > 20 \text{ GeV}$
 - Exact 2 jets
 - $E_T > 20 \text{ GeV}$, $|\eta| < 2.0$



Why tag charm?

- We of course use NoTag sample for search as well.
- Half of signal is $H \rightarrow WW \rightarrow l\nu cs$:
 - Tag charm jets with JetProb<0.05 to obtain pure search sample, finally combine tagged and no-tag samples.
 - C-tagging will enable use of unique kinematics of Higgs decay, because Higgs has a spin=0.

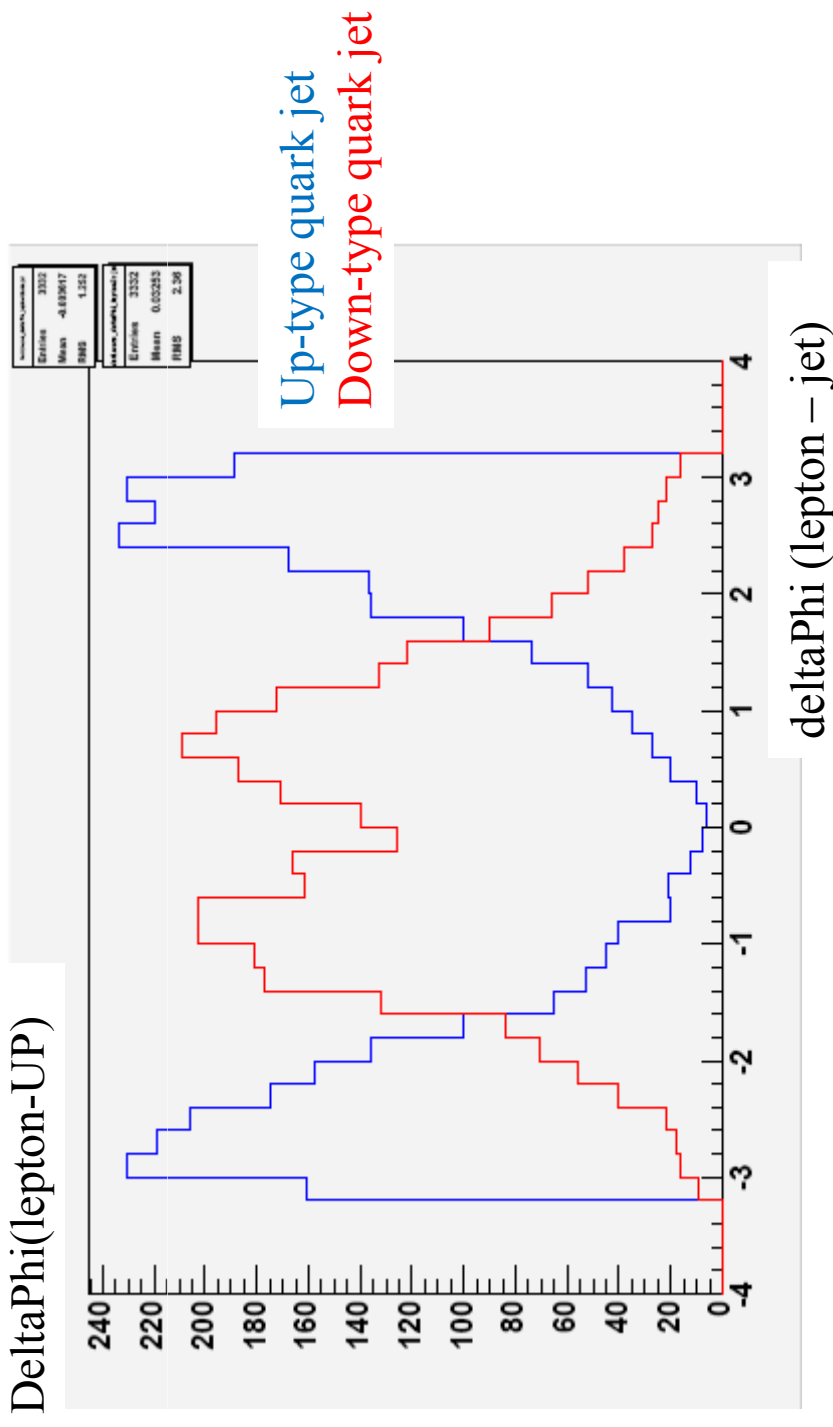


$\cos\theta^*_{\text{Charm}}$

(HEPG level)

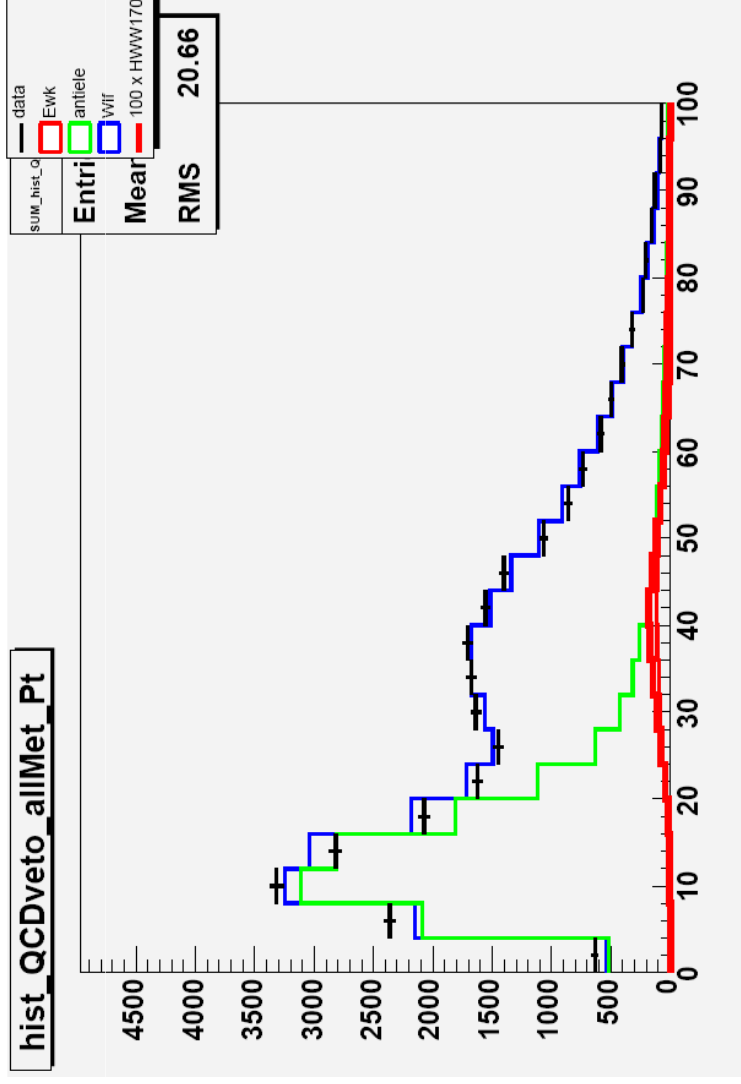
Up/Down-type distinction

- For events that are not tagged, we assume the jet that has smaller $|\text{DeltaPhi}(\text{lepton}, \text{jet})|$ as down-type for no-tag events.



Background Estimation

- We follow Method II prescription.
- Instead of recent QCD veto, we adopt an angular cuts:
 - $\Delta\phi(\text{MET}, \text{Jet1}) > 1.9 - \text{MET}/20$
 - $\Delta\phi(\text{MET}, \text{Jet2}) > 1.8 - \text{MET}/25$
- Fit MET distribution to obtain non-W normalization.



before MET and Mt cuts: 1.1 fb^{-1}

non-W	12938.38	±	170.37
W+jets	13419.55	±	162.50
ttbar	165.78	±	1.41
sing-t(s)	132.71	±	5.38
sing-t(t)	239.40	±	6.90
WW	614.68	±	8.85
WZ	104.16	±	1.12
ZZ	4.69	±	0.17
data	27620.00		

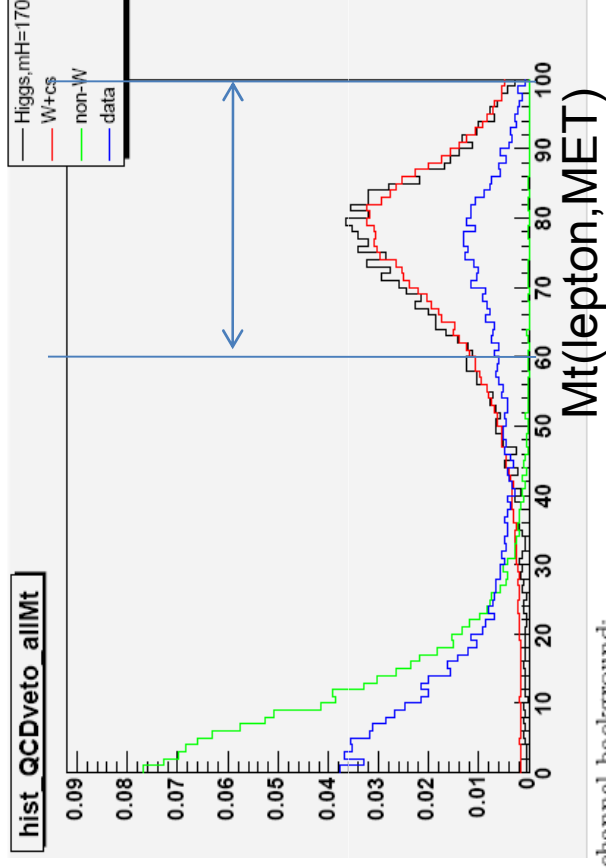
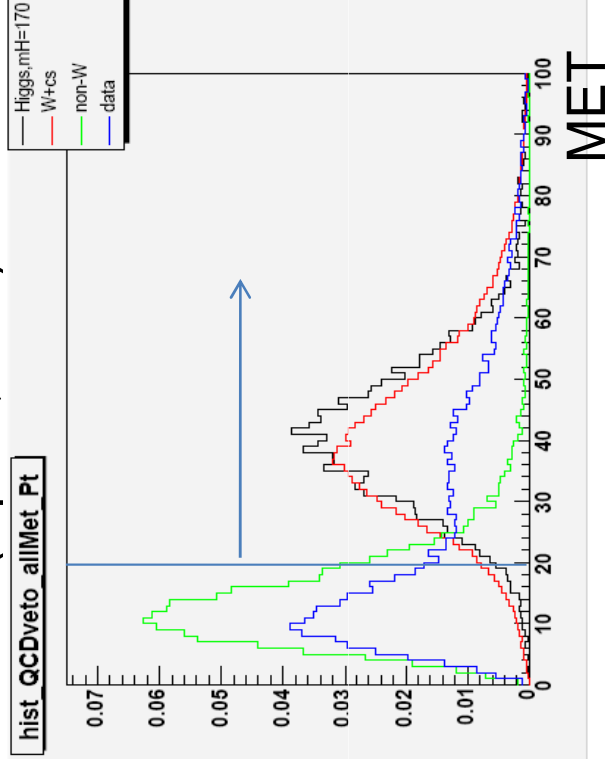
Search Sample

- After angular cuts, we require:
 - MET > 20
 - $60 < \text{Mt}(\text{lepton}, \text{MET}) < 100$

Efficiency:

$H \rightarrow WW(170)$: 79.3 %

Bkgd: 36.2 %



NoTag channel background:

non-W	57.51 ± 0.76
W+jets	8385.32 ± 101.54
ttbar	38.41 ± 0.32
sing-t(s)	42.20 ± 1.71
sing-t(t)	80.19 ± 2.31
WW	360.02 ± 5.18
WZ	51.80 ± 0.56
ZZ	1.02 ± 0.03

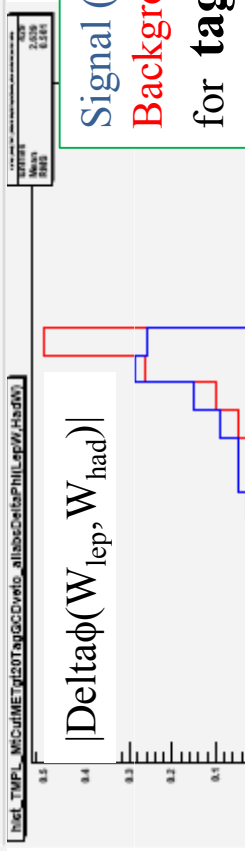
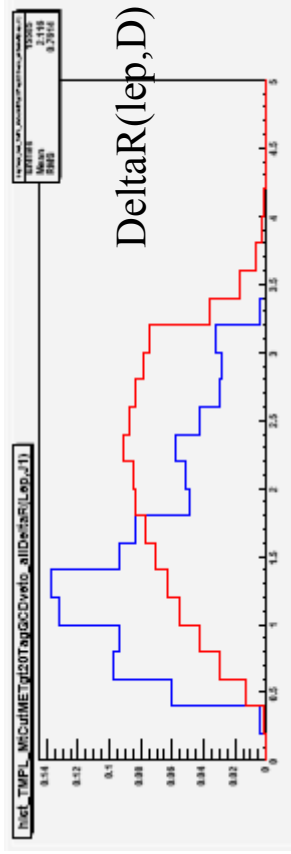
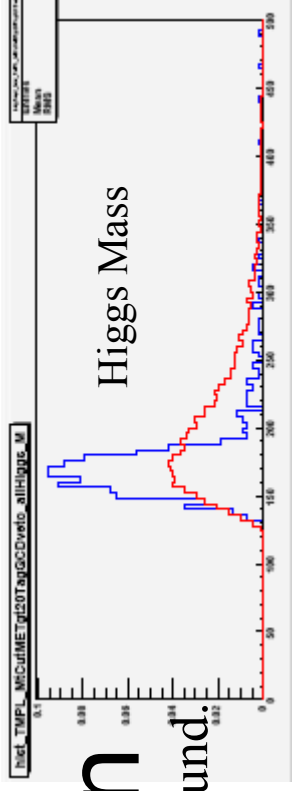
Tag channel background:

non-W	2.40 ± 0.00
mistag	100.18 ± 1.43
Wbb	79.15 ± 0.96
Wcc	58.85 ± 0.84
Wc	232.13 ± 3.32
ttbar	34.66 ± 0.29
sing-t(s)	37.87 ± 1.53
sing-t(t)	77.80 ± 2.24
WW	48.04 ± 0.69
WZ	9.96 ± 0.10
ZZ	0.18 ± 0.01

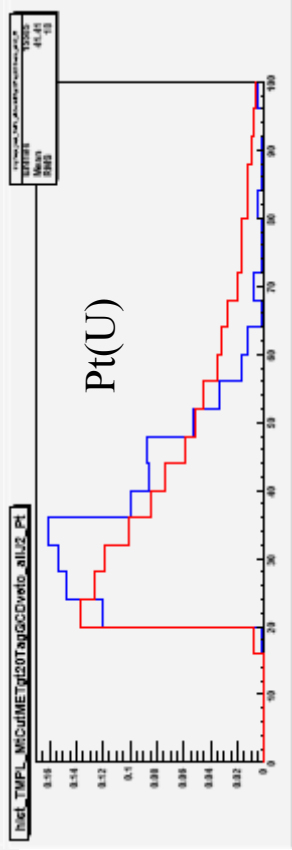
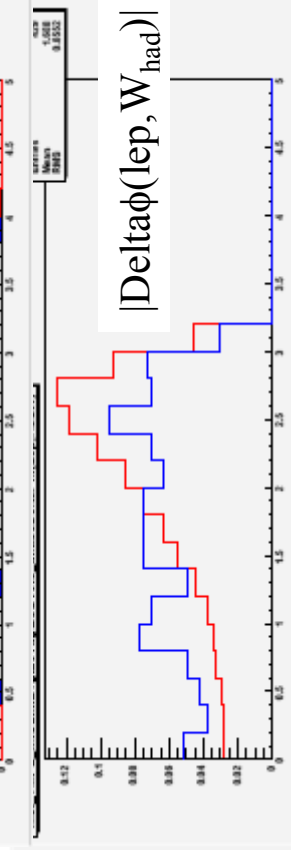


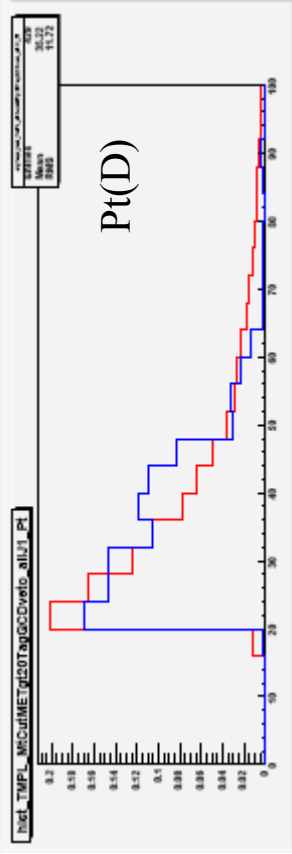
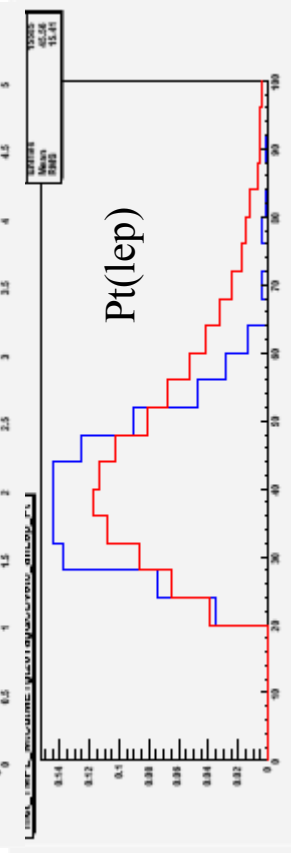
1.1 fb⁻¹

Likelihood Composition

- W+c+1P MC sample is used to model background.
- Using 9 kinematic variables.

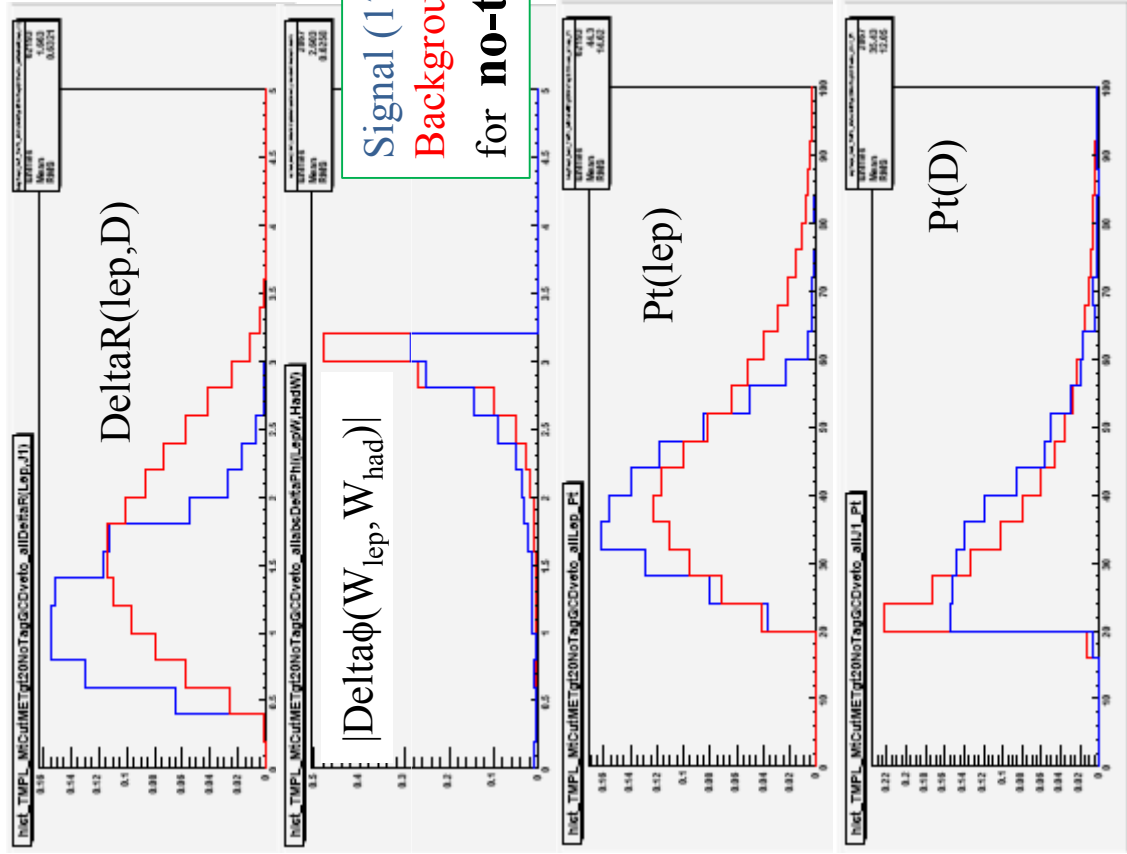
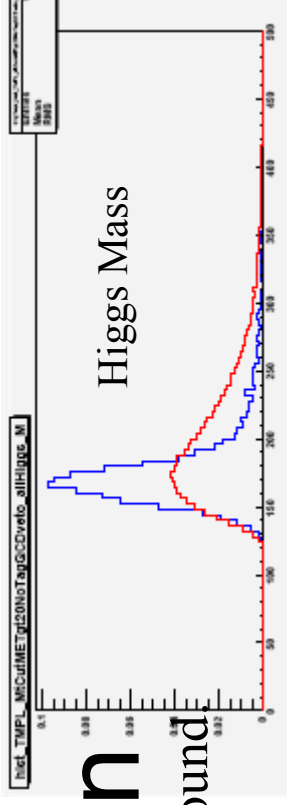


Signal (170)
Background
for tag

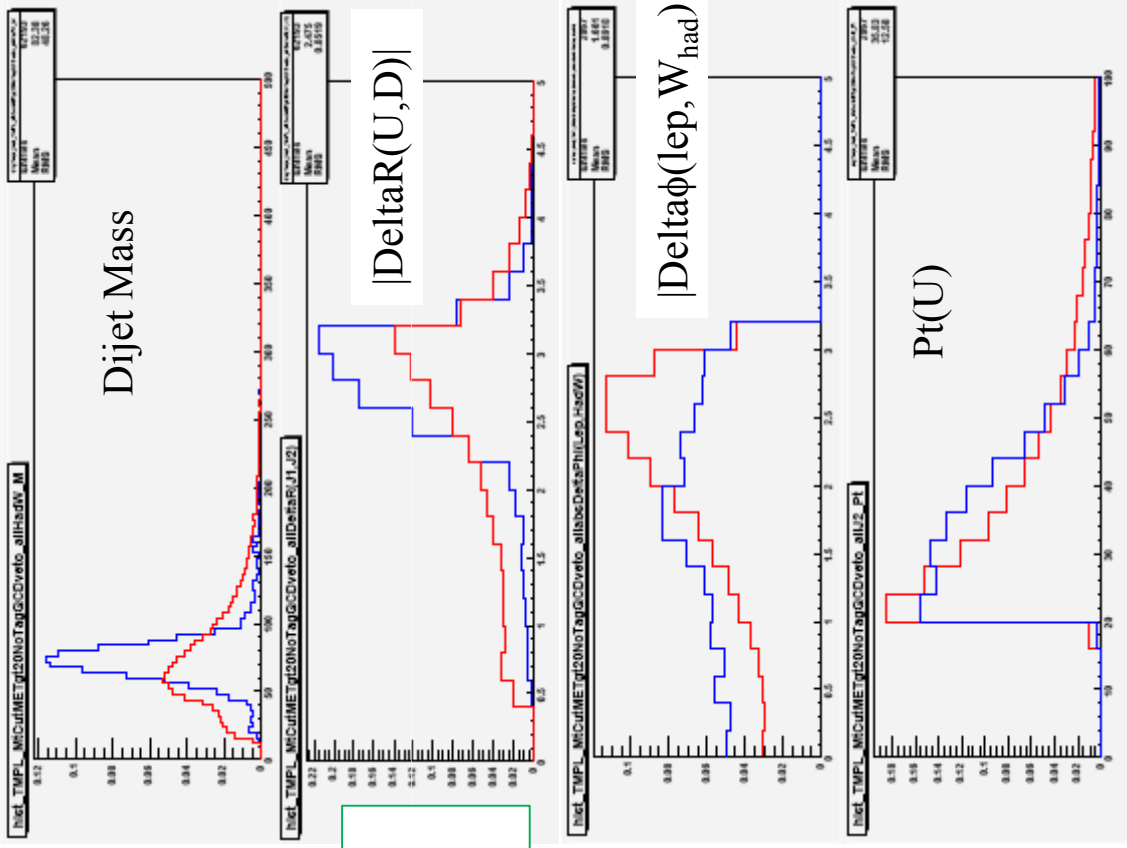


Likelihood Composition



- W+c+1P MC sample is used to model background
- Using 9 kinematic variables.



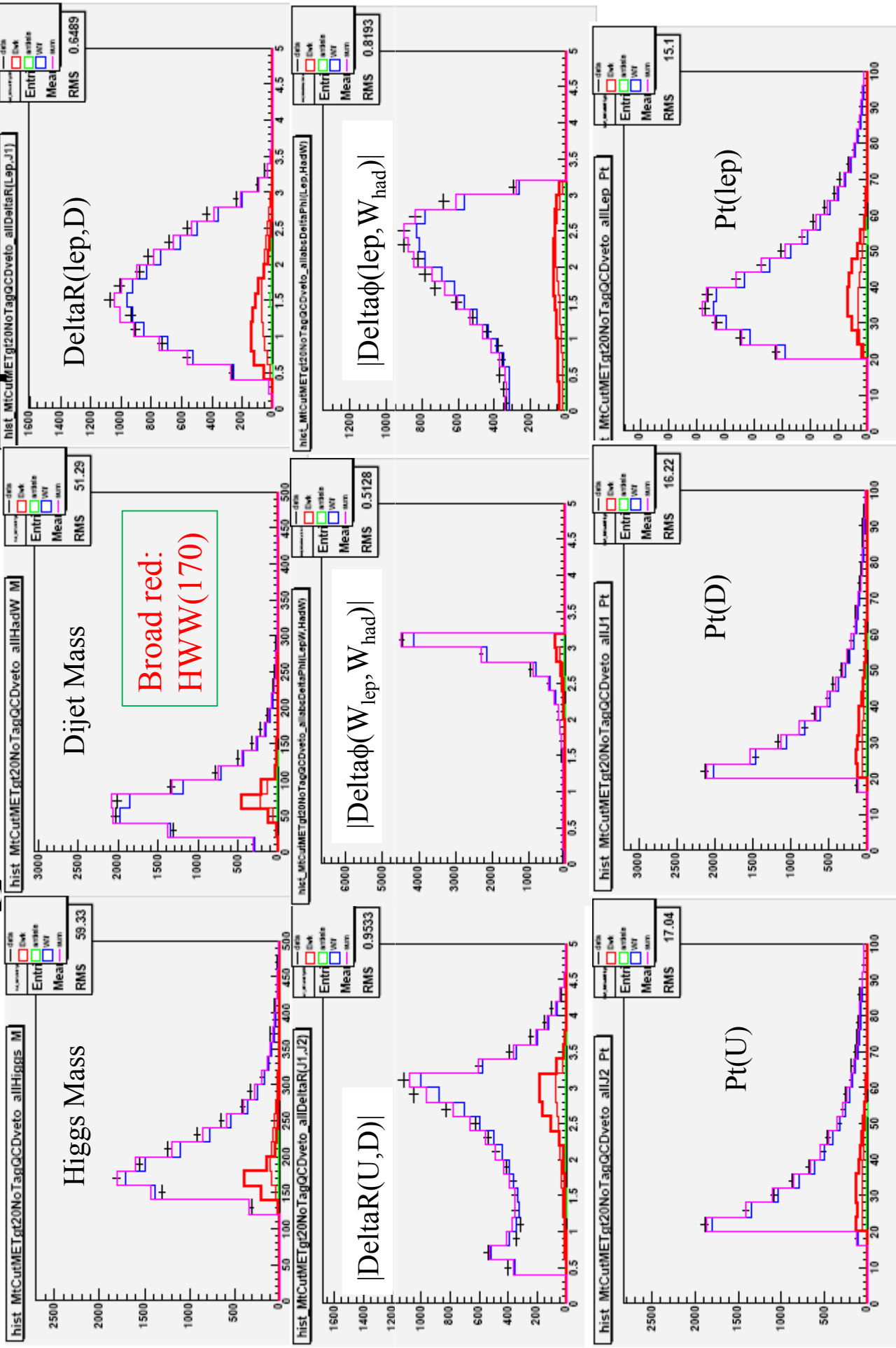
Signal (170)
Background
for no-tag



Tag Likelihood Inputs

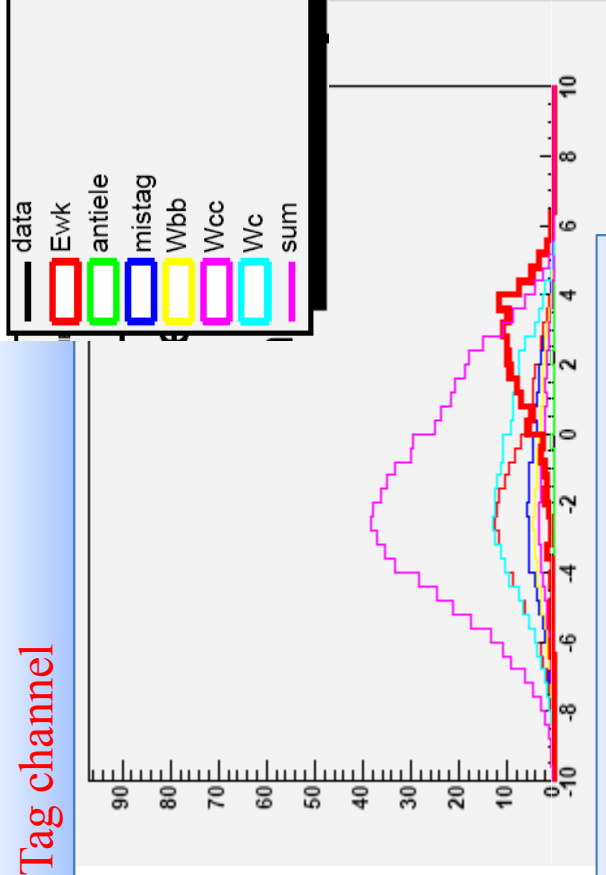


No-tag Likelihood Inputs



Likelihood Discriminant

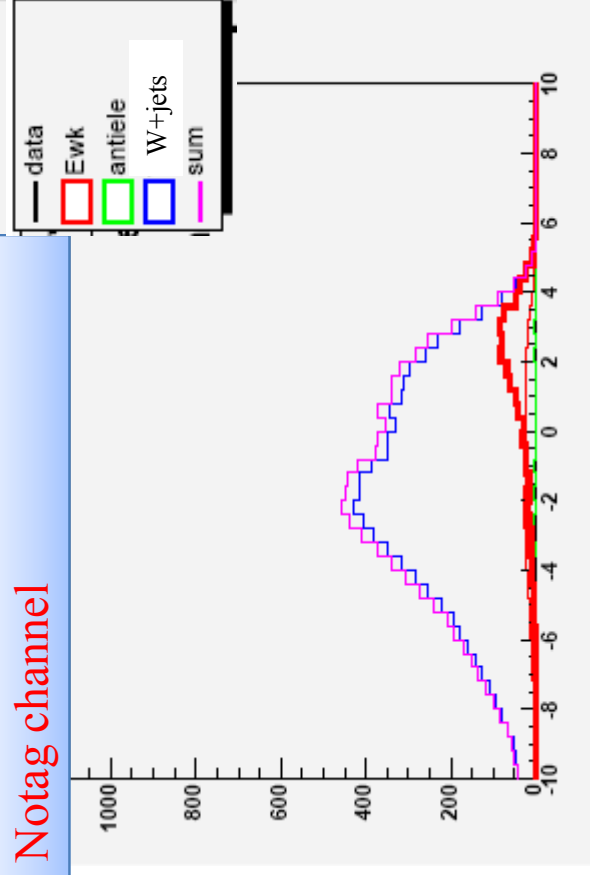
Tag channel



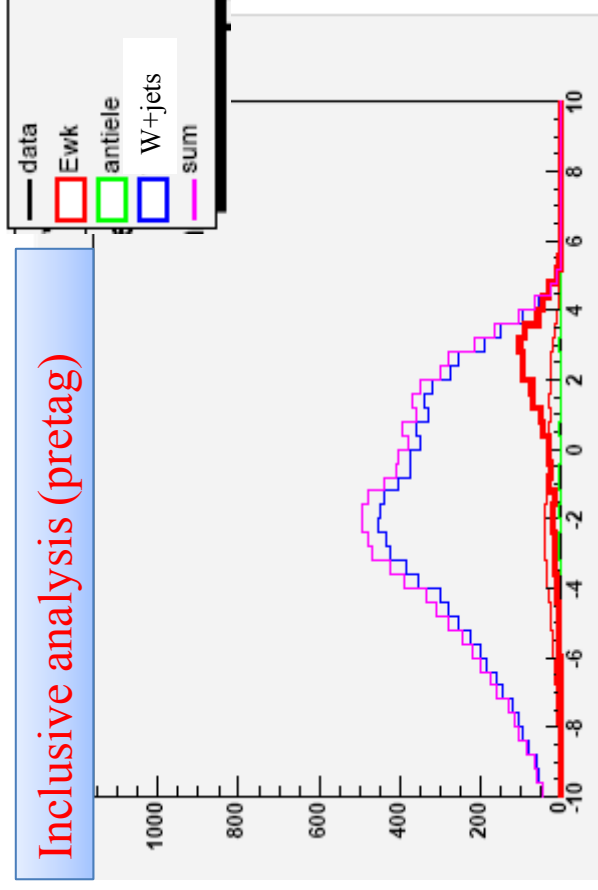
Higgs mass 170 GeV.
Analyzed data correspond to 1.1 fb^{-1} .

We performed the sensitivity study with histograms scaled to 3.4 fb^{-1} .

Notag channel



Inclusive analysis (pretag)



Sensitivity Estimation

- For now, no Pseudo-Exp, simply Poisson stat.
- Given S and B estimated number of signal and bkgd events, the likelihood for higgs production cross section s is:

$$- L(s, S, B) = P(S+B, AL\sigma+B) / N$$

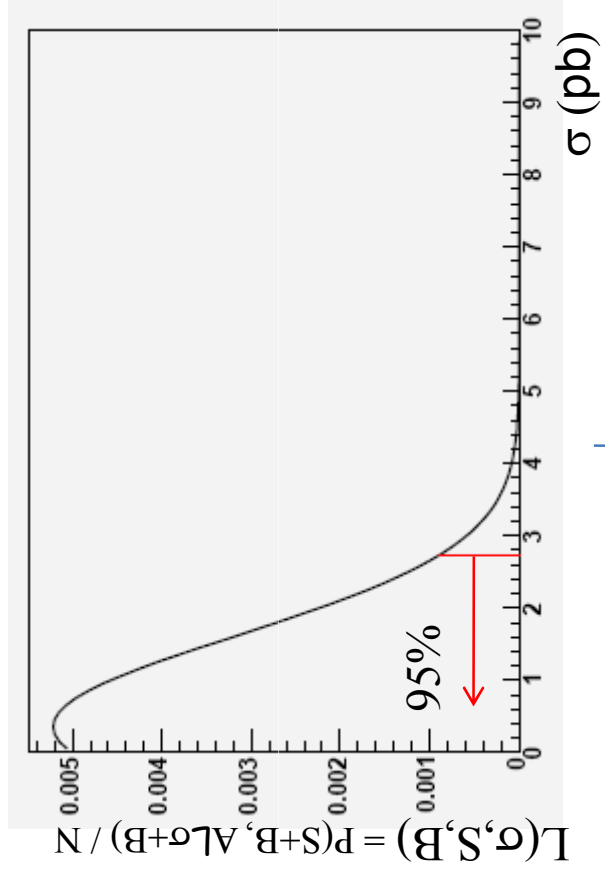
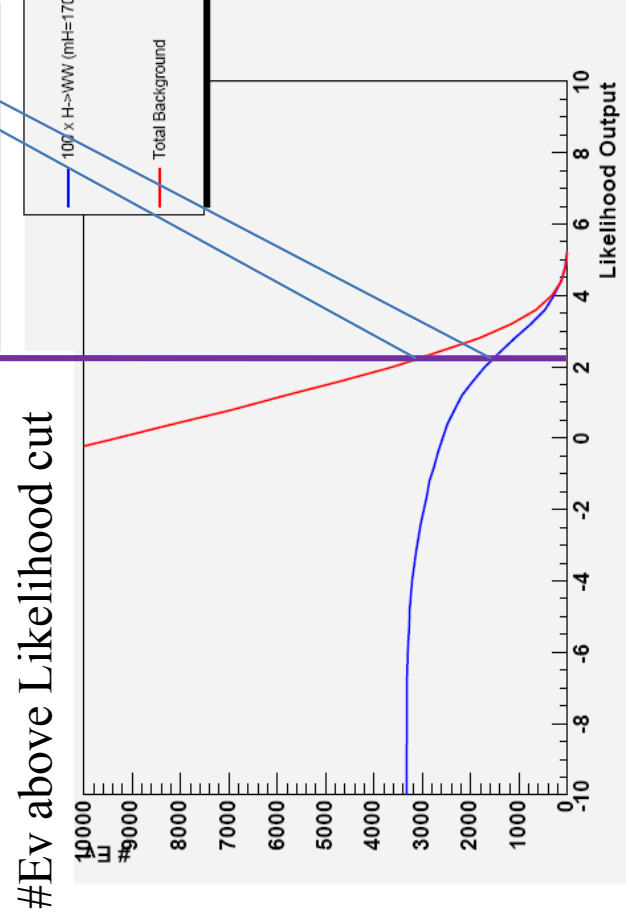
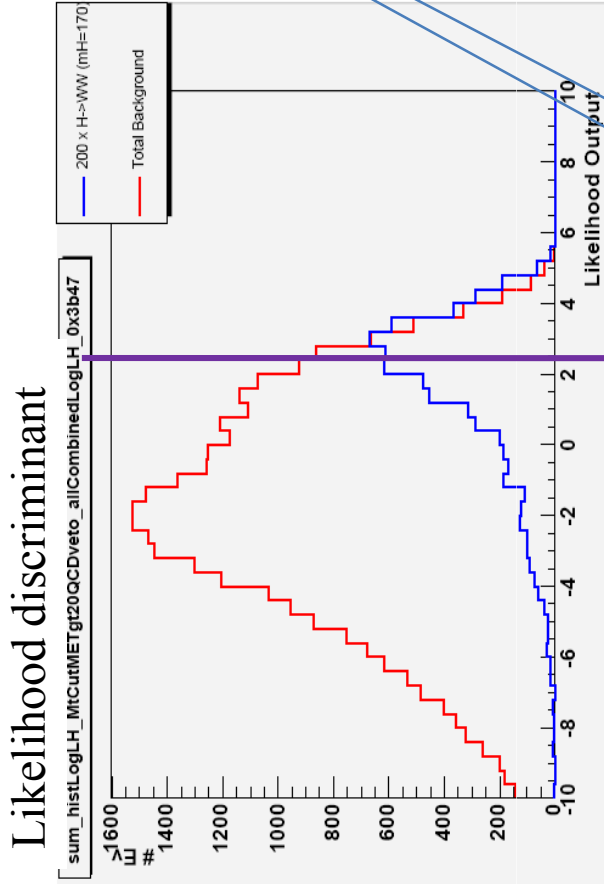
- $P(n, m)$: Poisson dist. with center value m .
- $N = \int_0^{\sigma_{\max}} P(S + B, AL\sigma) d\sigma$
- A = acceptance to signal.
- L = luminosity.

- Combining 2 channels is performed by defining the likelihood as product of two Poisson functions.

Estimation of Expected Limit

$m_H = 170$ GeV, inclusive analysis:

$B=5832, S=21.8, A=1.79\%$



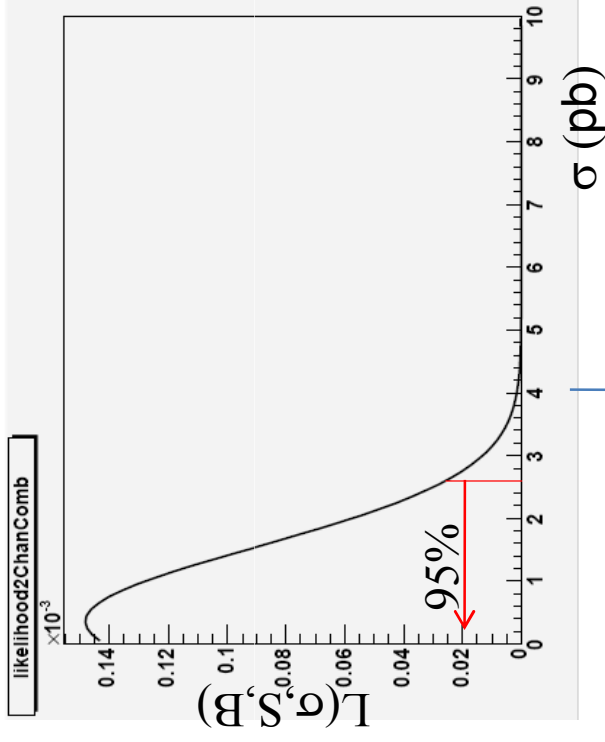
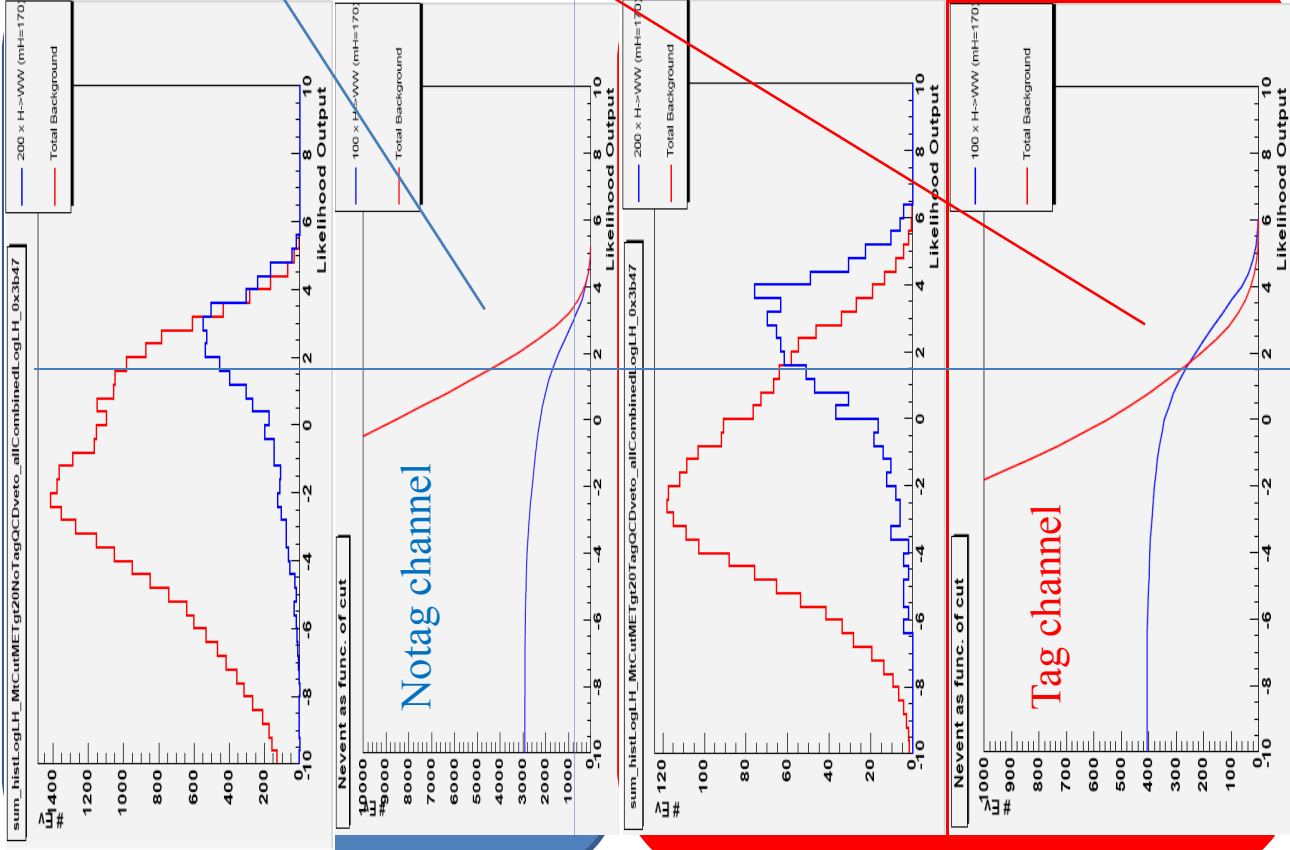
Upper limit on σ at 95% C.L.:
2.73 pb

Estimation of Expected Limit

$m_H = 170$ GeV, tag+notag analysis:

$B=4238, S=16.7, A=1.37\%$

$B=269, S=2.61, A=0.21\%$

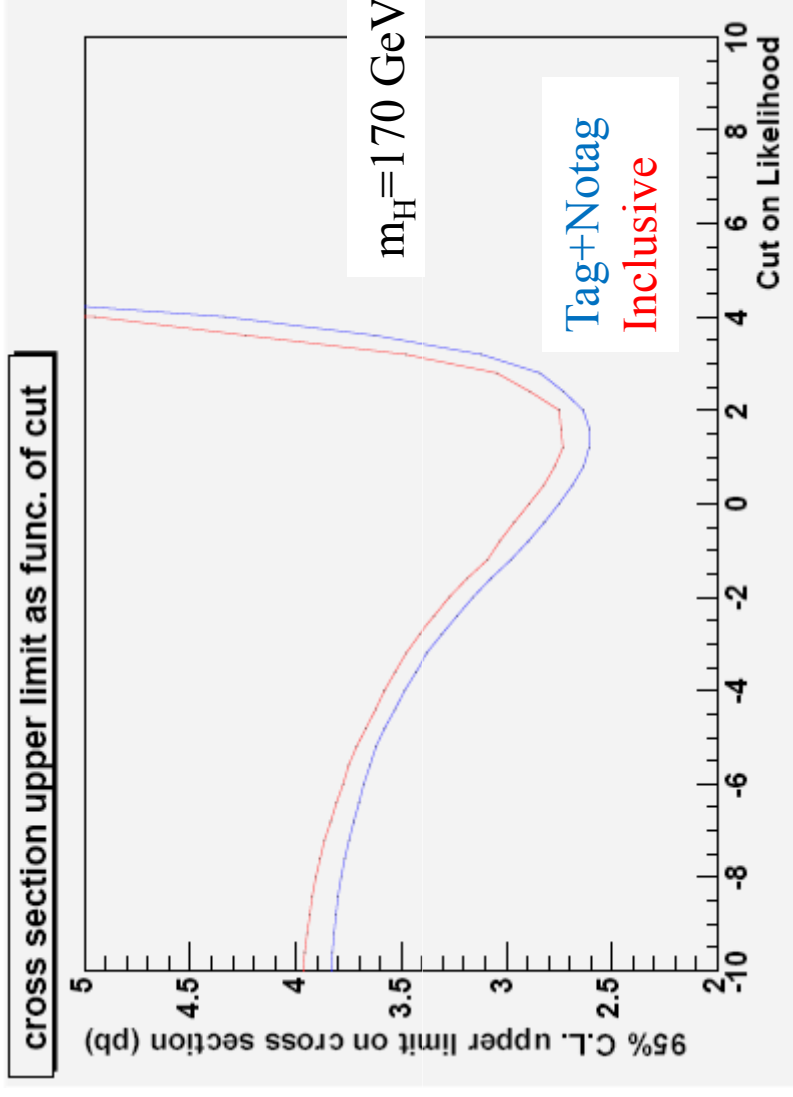


Upper limit on σ at 95% C.L.:
2.61 pb

Estimated Sensitivity

Statistical only, doesn't include systematic uncertainties.

Estimated 95% C.L. limit for 3.4 fb⁻¹.



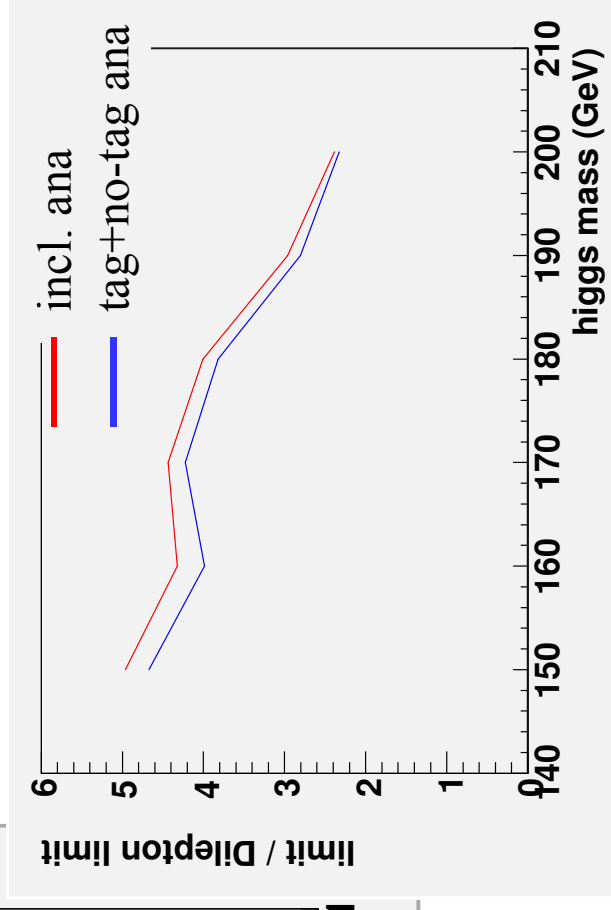
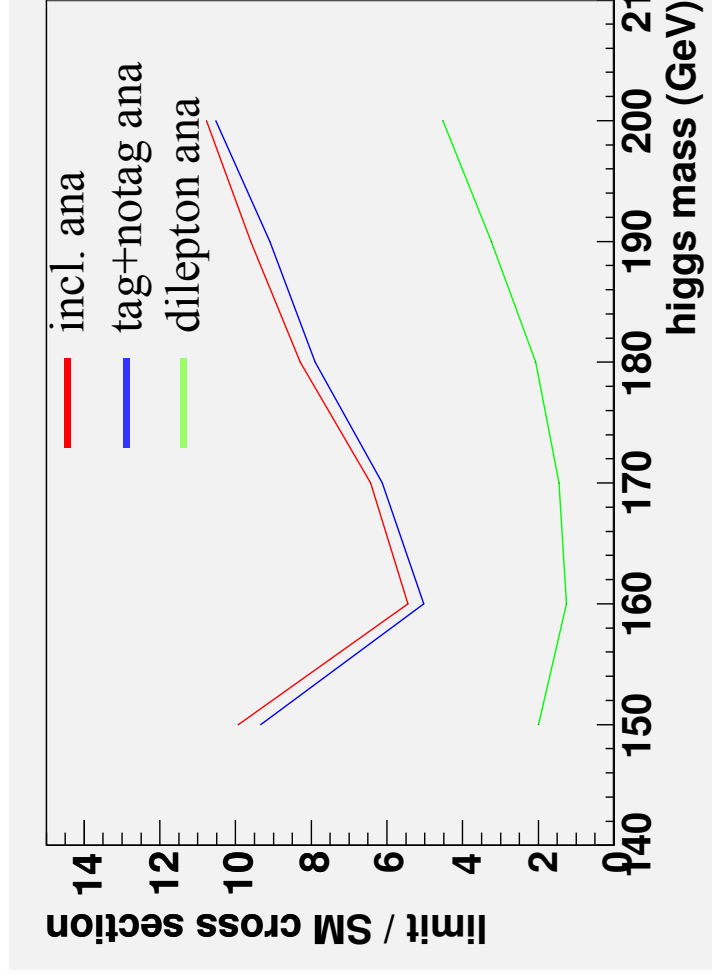
For each higgs mass assumption, we scan the cut on likelihood discriminant, and look for optimum cut that gives the lowest limit on cross section.

Expected sensitivity

Statistical only, doesn't include systematic uncertainties.

Estimated 95% C.L. upper limit for 4.8 fb^{-1} .

Dilepton number is from 4.8 fb^{-1} analysis.



Summary

- We are starting a search for SM Higgs boson decaying to $H \rightarrow WW \rightarrow l\nu jj$.
- We compose a likelihood discriminant with 9 kinematic variables as input.
- We estimate our upper limit on cross section will be x4.2 of the dilepton analysis at $m_H=170$ GeV, with the number going down with higher mass.

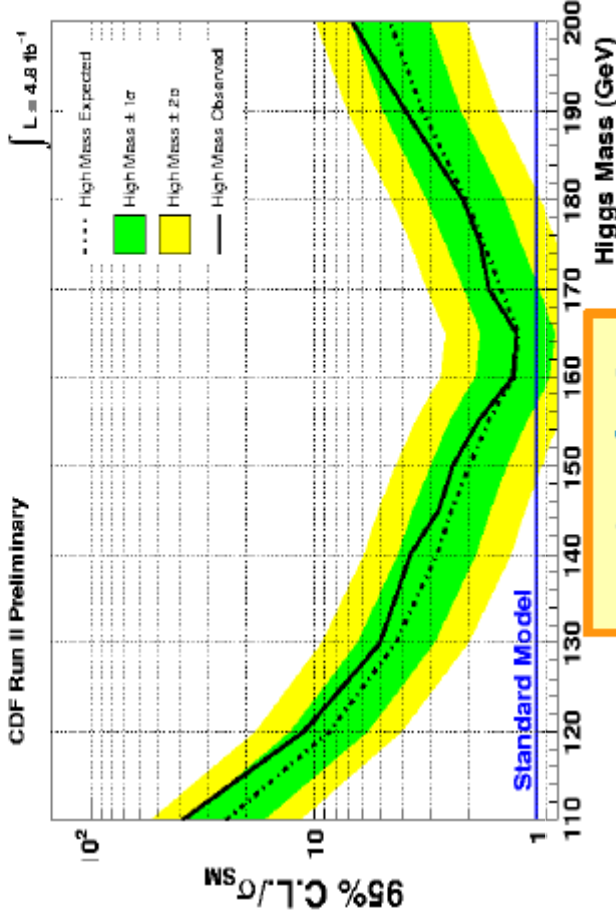
Backup

$H \rightarrow WW \rightarrow l\nu l\nu$

Recent Result 4.8 fb^{-1}

CDF Run II Preliminary $\int \mathcal{L} = 4.8 \text{ fb}^{-1}$
 $M_H = 165 \text{ GeV}/c^2$

$t\bar{t}$	196 ± 32
DY	342 ± 61
WW	605 ± 65
WZ	54.8 ± 7.5
ZZ	42.3 ± 5.8
W +jets	278 ± 70
$W\gamma$	191 ± 27
Total Background	1710 ± 140
$gg \rightarrow H$	22.3 ± 4.8
WH	4.38 ± 0.57
ZH	1.59 ± 0.21
VBF	1.61 ± 0.26
Total Signal	29.8 ± 5.1
Data	1733



20% gain!

Win'09 (3.6 fb^{-1})

	110	120	130	140	145	150	155	160	165	170	175	180	190	200
$-2\sigma/\sigma_{SM}$	15.48	5.31	2.60	1.69	1.47	1.23	1.04	0.79	0.77	0.88	1.08	1.21	1.92	2.52
$-1\sigma/\sigma_{SM}$	21.85	7.39	3.61	2.38	2.04	1.72	1.42	1.07	1.05	1.21	1.47	1.66	2.68	3.54
Median/σ_{SM}	31.48	10.62	5.26	3.40	2.94	2.46	2.02	1.52	1.50	1.73	2.10	2.40	3.84	5.11
$+1\sigma/\sigma_{SM}$	45.61	15.32	7.61	4.92	4.26	3.51	2.95	2.19	2.18	2.49	3.05	3.47	5.59	7.43
$+2\sigma/\sigma_{SM}$	63.79	21.54	10.71	6.82	6.01	5.02	4.14	3.12	3.00	3.49	4.24	4.88	7.78	10.66
Observed/σ_{SM}	51.05	12.22	6.06	3.52	3.14	2.39	1.99	1.37	1.33	1.81	2.02	2.23	3.56	6.24

Sum'09

	110	120	130	140	145	150	155	160	165	170	175	180	190	200
$-2\sigma/\sigma_{SM}$	11.56	4.05	2.03	1.30	1.13	0.95	0.79	0.61	0.58	0.69	0.80	0.96	1.50	2.06
$-1\sigma/\sigma_{SM}$	16.82	5.74	2.88	1.87	1.62	1.36	1.11	0.86	0.82	0.98	1.17	1.39	2.19	3.00
Median/σ_{SM}	24.72	8.49	4.28	2.80	2.40	2.00	1.65	1.26	1.21	1.45	1.72	2.07	3.24	4.52
$+1\sigma/\sigma_{SM}$	36.99	12.69	6.34	4.17	3.59	2.97	2.46	1.87	1.79	2.12	2.55	3.09	4.87	6.77
$+2\sigma/\sigma_{SM}$	53.71	18.15	9.16	5.94	5.12	4.28	3.49	2.68	2.55	3.11	3.66	4.46	7.03	9.76
Observed/σ_{SM}	38.76	11.04	5.04	3.68	2.75	2.37	1.83	1.27	1.23	1.64	1.78	2.13	3.86	6.69

$H \rightarrow WW$ group, Roman Lysák, CDF collaboration meeting Oct. 23 2009