

# Development of Microwave Kinetic Inductance Detector for Astronomical Observations

Yosuke Murayama  
(University of Tsukuba)

March 27, 2018  
Inaugural Symposium, TCHoU

# Outline

- Background
  - Scientific Motivation
  - Microwave Kinetic Inductance Detector; MKID
- How to fabricate MKID device?
- Measurement MKID device
- Future developments
- Summary

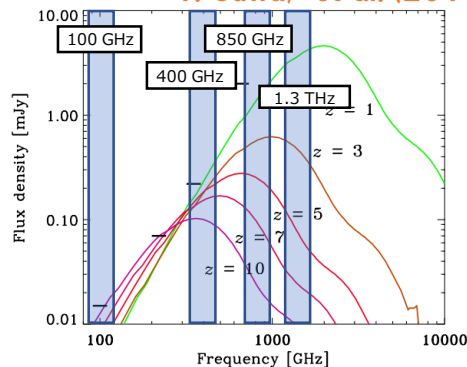
## 1 Background

# 1.1 Survey of Distant Universe

## *How galaxies were formed and evolved?*

- The dust emission from unknown distant galaxies could be observed in mm/submm/THz

T. Suwa, et al. (2010)



Example galaxy spectrum

=> color difference correspond to the difference of redshift  $z$

=> at high- $z$ , spectrum is shifted to lower frequency

Multiband observation of the dust

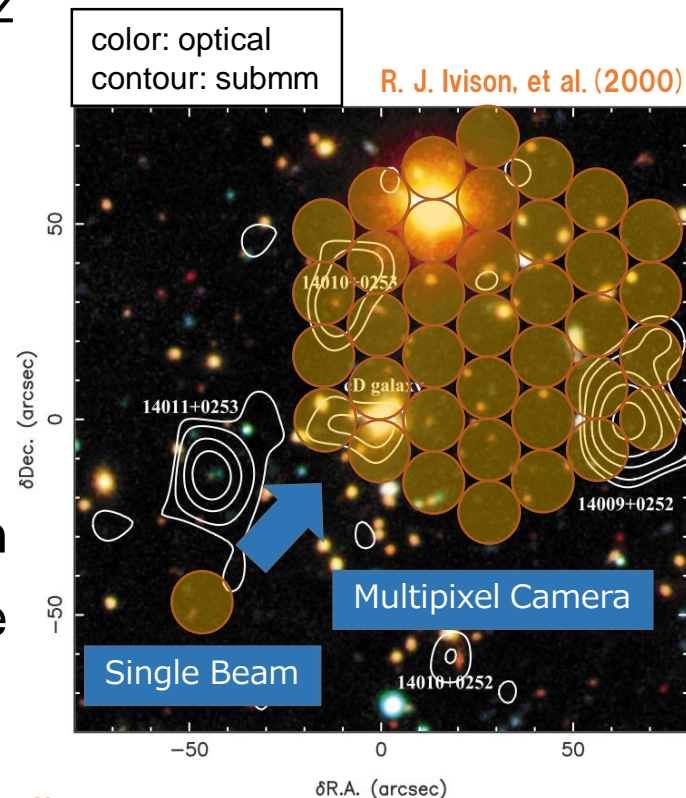
=> redshift, temperature, luminosity

- For efficient survey of distant galaxies, we plan to construct Antarctic 10m Terahertz Telescope

✓ Wide-field of view antenna

✓ Multi-pixel radio camera

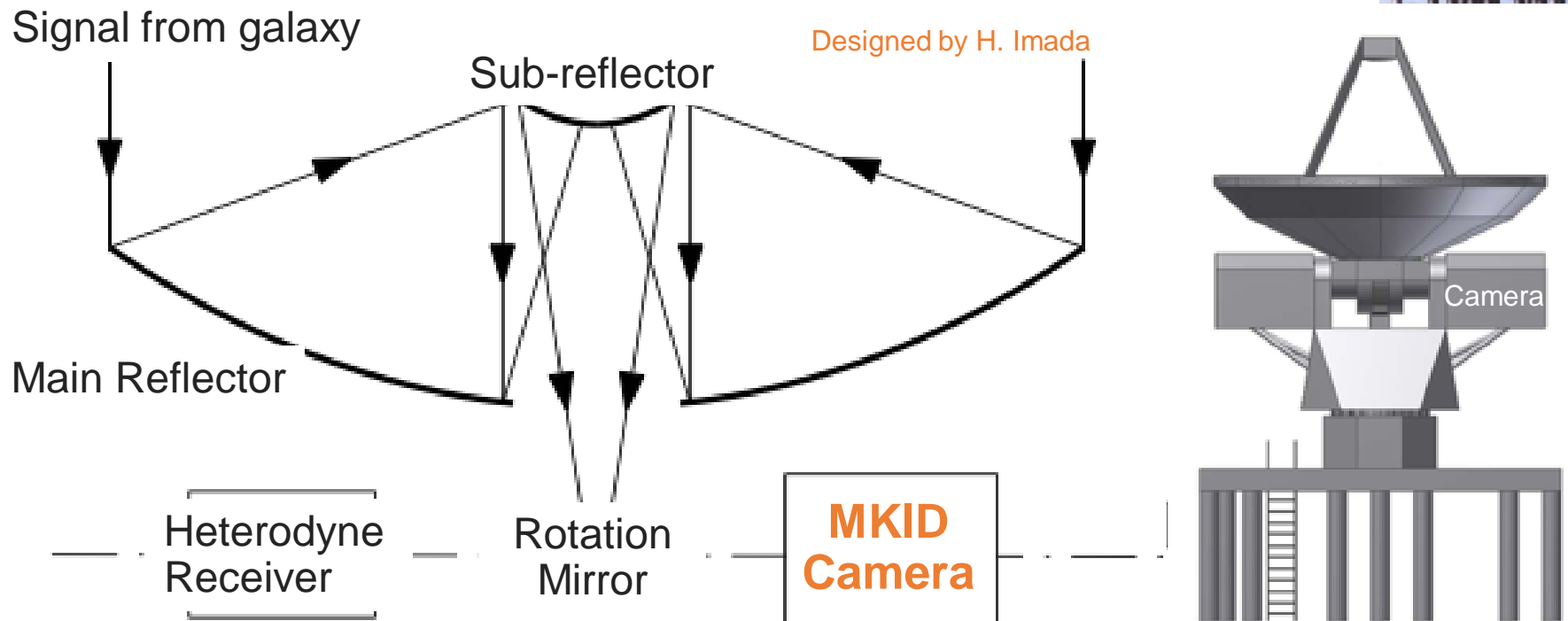

Main topic in this talk



R. J. Ivison, et al. (2000)

## 1 Background

# 1.2 Antarctic 10m Terahertz Telescope



- Wide field of view :1deg.
- Observation band (camera)
  - 0.4 THz, 0.85 THz, 1.3 THz



*Survey of young,  
distant galaxies*

**MKID is one of the important technology for realizing wide-field camera**

## 1 Background

# 1.3 Microwave Kinetic Inductance Detector; MKID

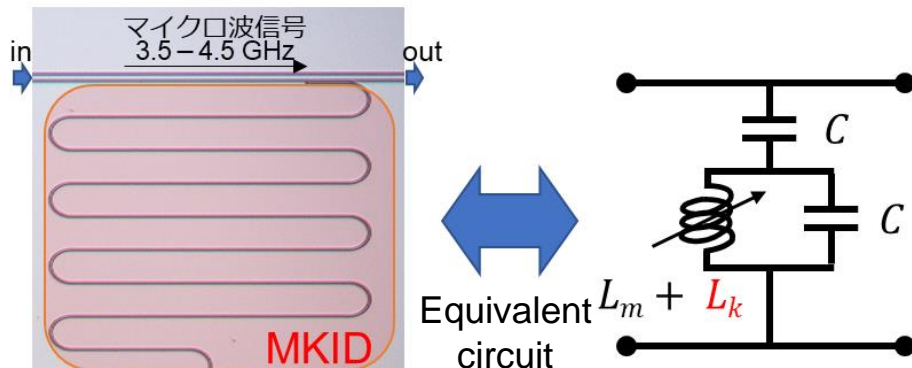
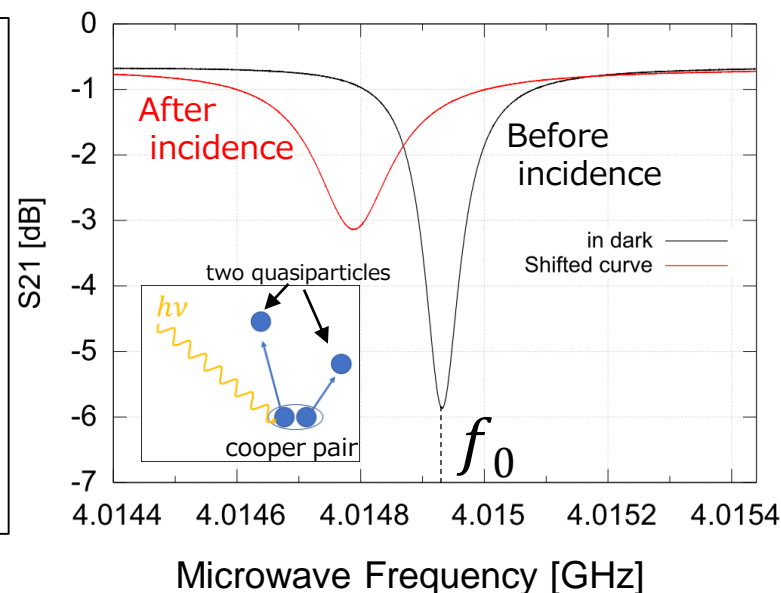
*Superconducting Resonator operated in Microwave range* Day, et al.(2003)

Resonant frequency in microwave  $f_0$ :

$$f_0 = \frac{1}{4l} \frac{1}{\sqrt{LC}} = \frac{1}{4l} \frac{1}{\sqrt{(L_m + L_k)C}}$$

$l$ : Length of resonator,  $C$ : Capacitance,  
 $L_m$ : Magnetic inductance,  $L_k$ : Kinetic inductance  
(depend on density of cooper pair)

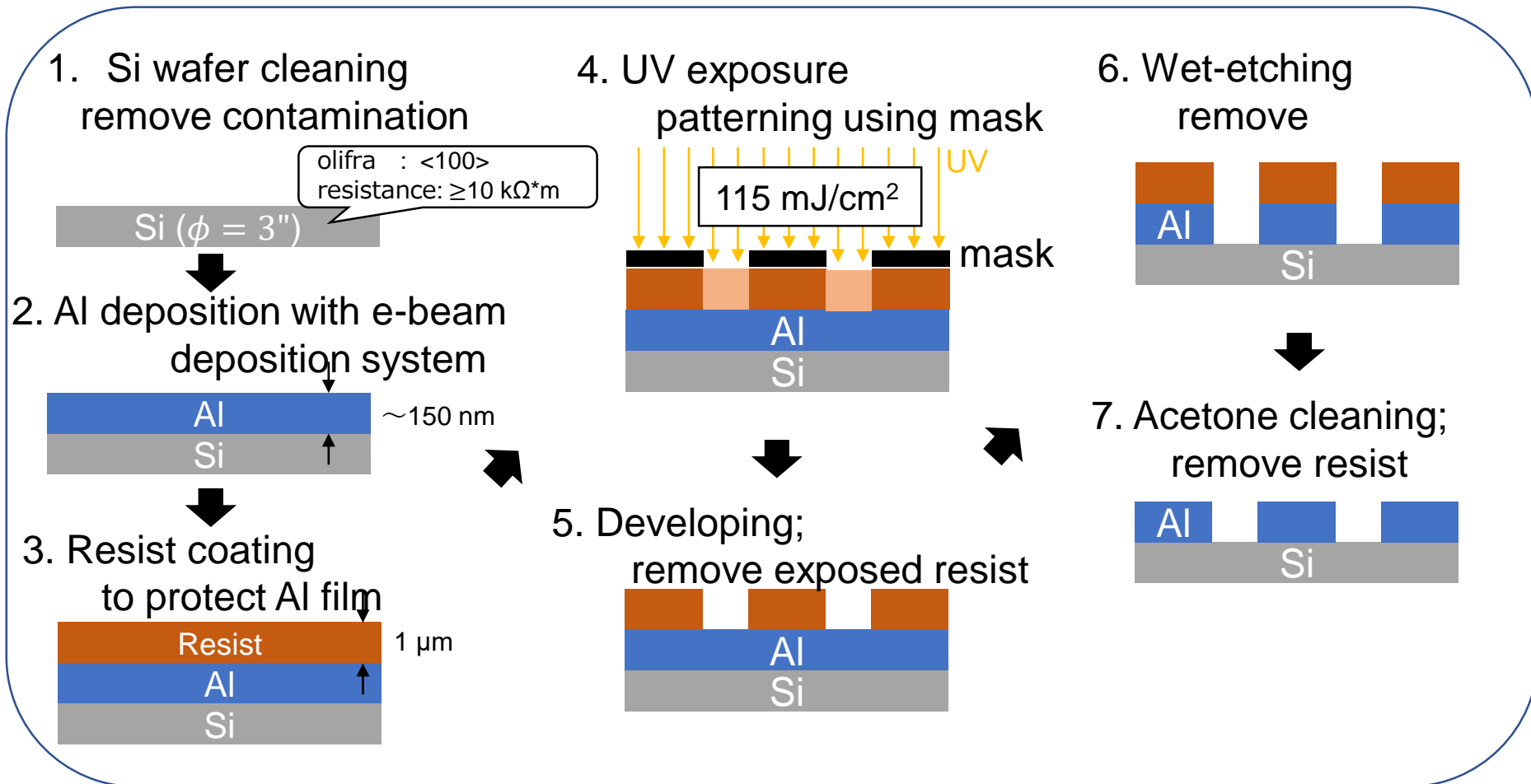
- The power of incident photon can be monitored from the change of resonant spectrum.



- 100-GHz band camera
  - mm-wavelength observation
  - This camera will be installed to Nobeyama 45m telescope
- => prototype of Antarctic telescope camera

## 2. Fabrication of 109-pixel MKID device

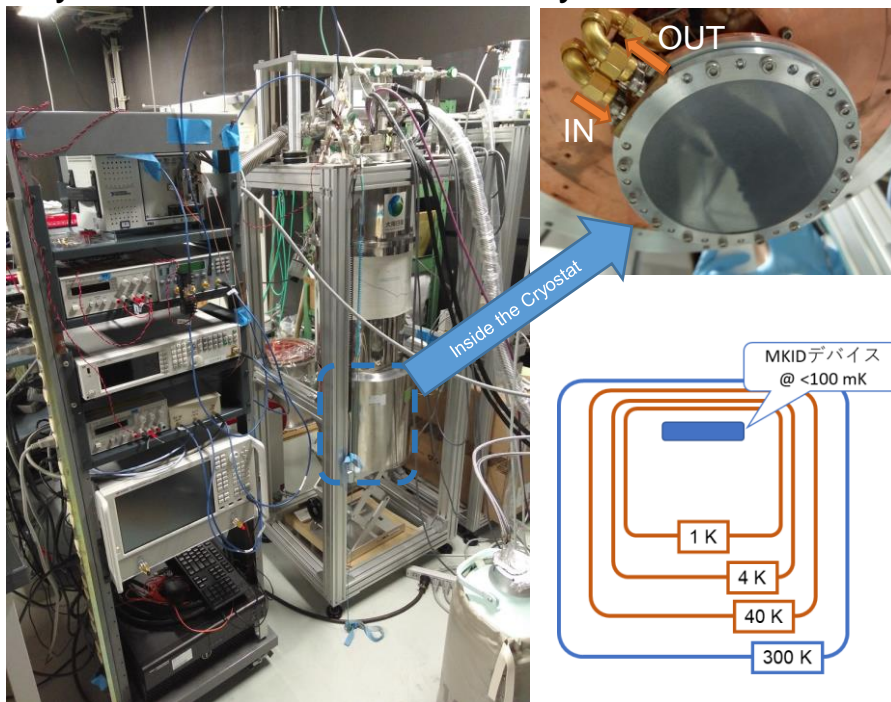
MKID devices have been fabricated in ATC cleanroom, National Astronomical Observatory in Japan



# 3. Measurement of 109-pixel MKID device

Measurement condition:

Dark (MKID device was enclosed  
by 1-Kelvin shield)  
Cryostat and Measurement system in ATC



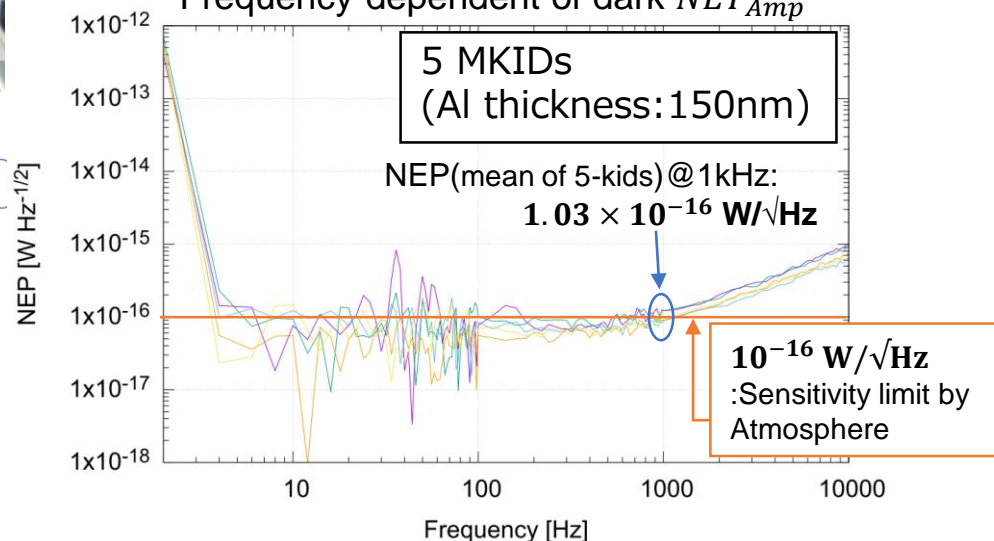
By using measured parameters, we can calculate NEP

$$NEP_{Amp}^2(\omega) = S_A(\omega) \frac{1}{\left[ \frac{\eta\tau}{\Delta} \frac{\partial A}{\partial N_{qp}} \right]^2} (1 + \omega^2\tau^2)(1 + \omega^2\tau_r^2)$$

Baselmans et al., 2008



Frequency dependent of dark  $NEP_{Amp}$



There were 95 resonances in the signal.  
Yield: **87%**(=95/109)

**5 MKIDs in the device :**  
**We got good NEP(1kHz) around**  
 **$10^{-16} \text{ W}/\sqrt{\text{Hz}}$  in dark condition**

Next step: optical NEP measurement 7

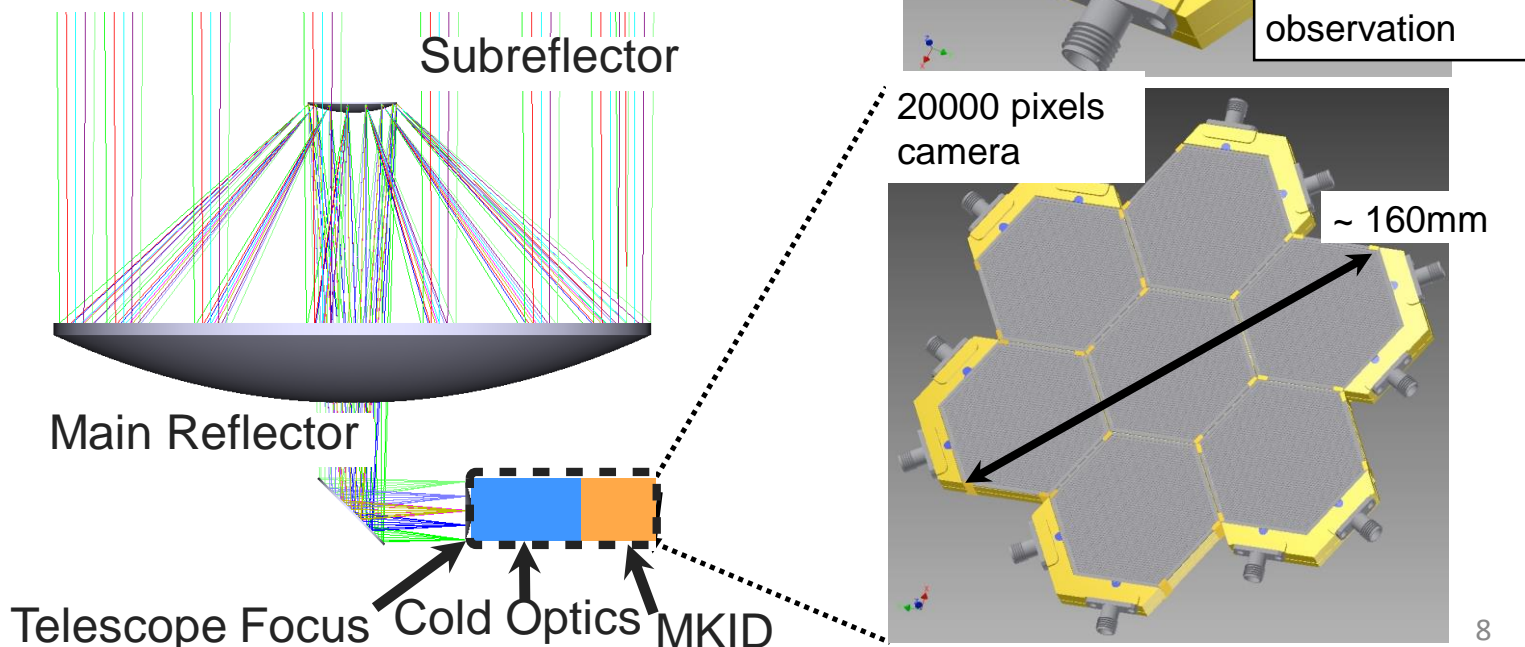


# 5. Future development

## *MKID camera for Antarctic 10m Terahertz Telescope*

Sekimoto et al., 2014

- 0.85 THz band camera
  - based on NRO45m MKID camera
  - First light module: ~3000-pixel (right fig.)
- 3-bands(0.4, 0.85, 1.3 THz) camera
  - totally 20000-pixel





# 5. Summary

## ✓ **Microwave Kinetic Inductance Detector; MKID**

- Pair breaking photon detector by using Superconducting resonator
- Highly frequency domain multiplexing
- Simple structure and easy to fabrication

## ✓ **MKID Camera for mm~THz Astronomical Observation**

- 100GHz band 109-pixel MKID camera for NRO45m

Yield  $\sim 87\%$  and  $NEP_{Amp}(1kHz) \cong 10^{-16} \text{ W}/\sqrt{\text{Hz}}$  (5MKIDs,dark)

- MKID camera for Antarctic 10m Terahertz Telescope

Totally 20000-pixel camera(0.4, 0.85, 1.3 THz bands)