

# **Low-Gain Avalanche Detector (LGAD) for 4D Tracking**

Inaugural Symposium for Tomonaga Center for the History of the Universe,  
March 27, 2018

**Sayaka Wada**  
University of Tsukuba

# + **Talk Outline**

---

2

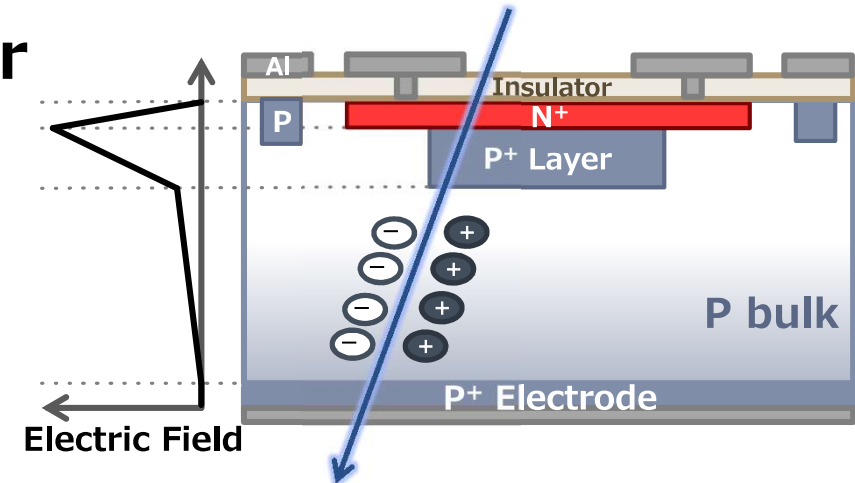
- ▣ Introduction of LGAD
- ▣ Application for HEP
- ▣ Sample from HPK
- ▣ Testbeam for Time Resolution Measurements
- ▣ Summary

# + Introduction

3

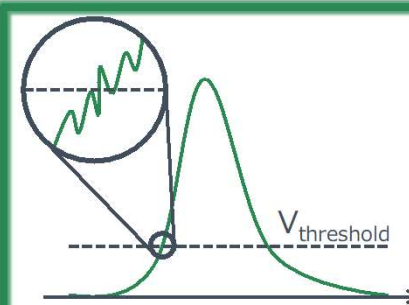
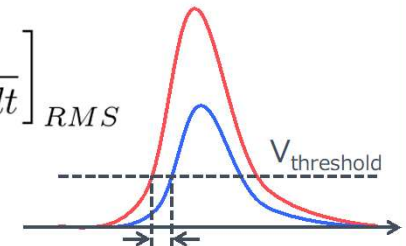
## Low Gain Avalanche Detector

- ❑ Uniform high electric field @ N<sup>+</sup>-P<sup>+</sup> junction (thin multiplication layer)
- ❑ Avalanche
- ❑ Low Gain (~10)
  - Good S/N
- ❑ Thinner detector possible
  - Minimise fluctuations
  - Small  $t_{rise}$  (fast signal)



$$\sigma_{det}^2 = \sigma_{Landau}^2 + \sigma_{TimeWalk}^2 + \sigma_{Jitter}^2$$

$$\sigma_{TimeWalk} = \left[ \frac{V_{th}}{S/t_{rise}} \right]_{RMS} \propto \left[ \frac{N}{dV/dt} \right]_{RMS}$$



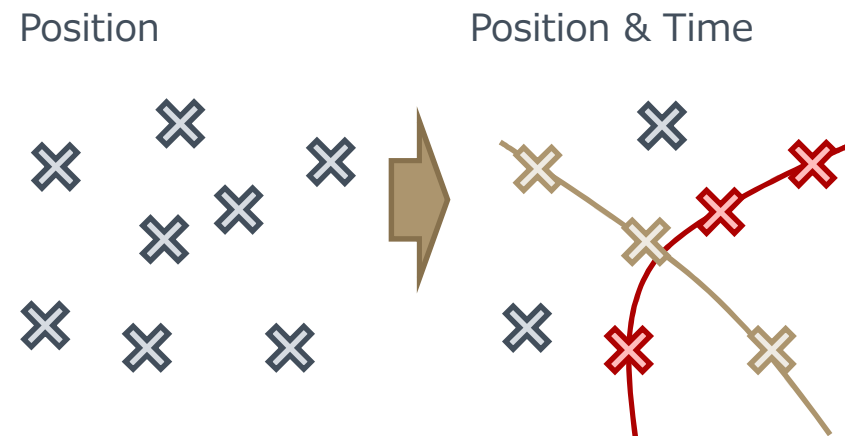
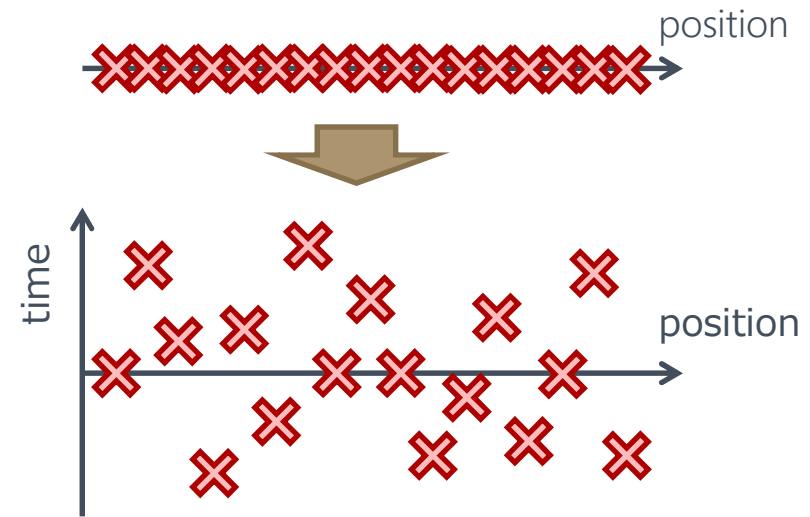
$$\sigma_{Jitter} = \frac{N}{(dV/dt)} \simeq \frac{t_{rise}}{(S/N)}$$

To realize 4D detector  
good for position and  
time measurements

# + Application for HEP

4

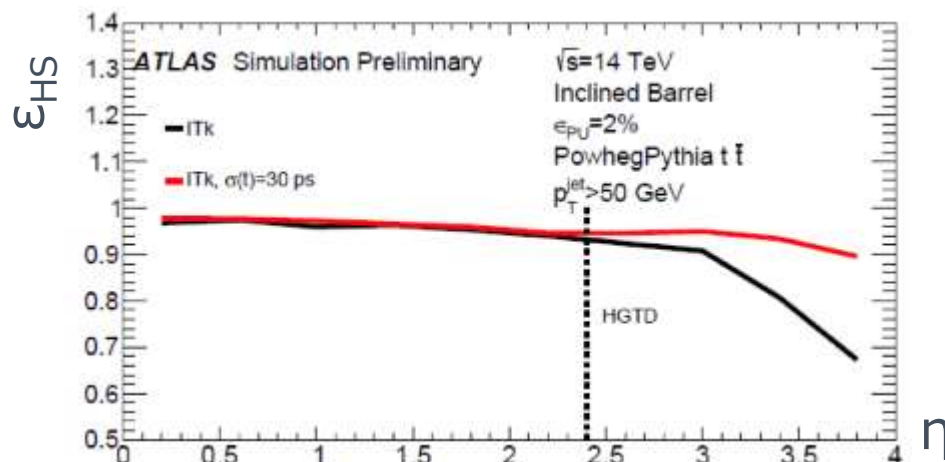
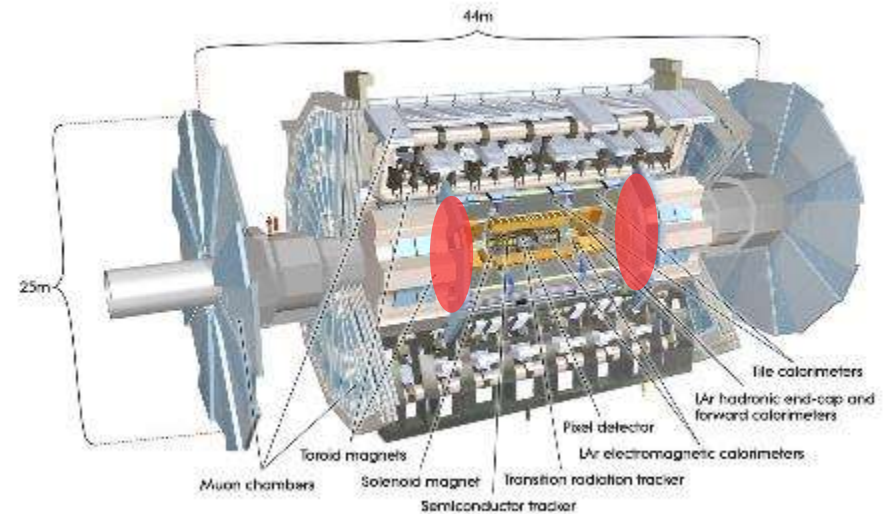
- ❑ Pile-up mitigation with timing
- ❑ Use 2-dimensional track information: position & timing
- ❑ Timing helps reject tracks from pile-up vertices at same position but different time
- ❑ Timing can also improve tracking algorithm
- ❑ Pile-up at HL-LHC (2026~):
  - $\langle \mu \rangle = 200$
  - 1.6 vertices/mm on average
  - Need  $\sigma(z_0) < 0.6\text{mm}$  for track-vertex association



# + HGTD for ATLAS

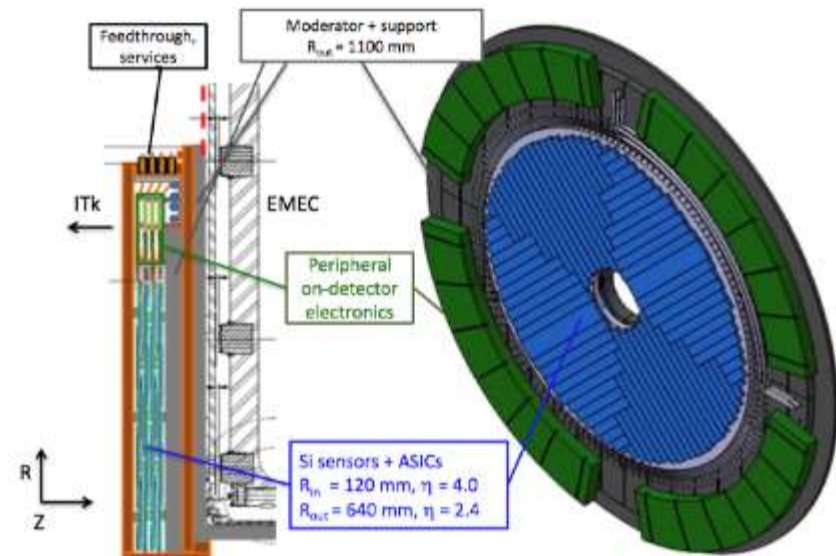
5

- High-Granularity Timing Detector
  - Phase- II upgrade of ATLAS (2024~)
- Design & requirements
  - $z=3420\text{-}3545\text{mm}$  (3435-3485mm)
  - $2.4 < |\eta| < 4.0$  (Forward region)
  - $R=110\text{-}1100\text{mm}$  (120-640mm)
  - Time resolution: **30ps/tarck**
  - Pad size:  **$1.3 \times 1.3 \text{ mm}^2$**



Sayaka Wada

Inaugural Symposium, TCHoU




27 Mar. 2018


# + Samples from HPK

6

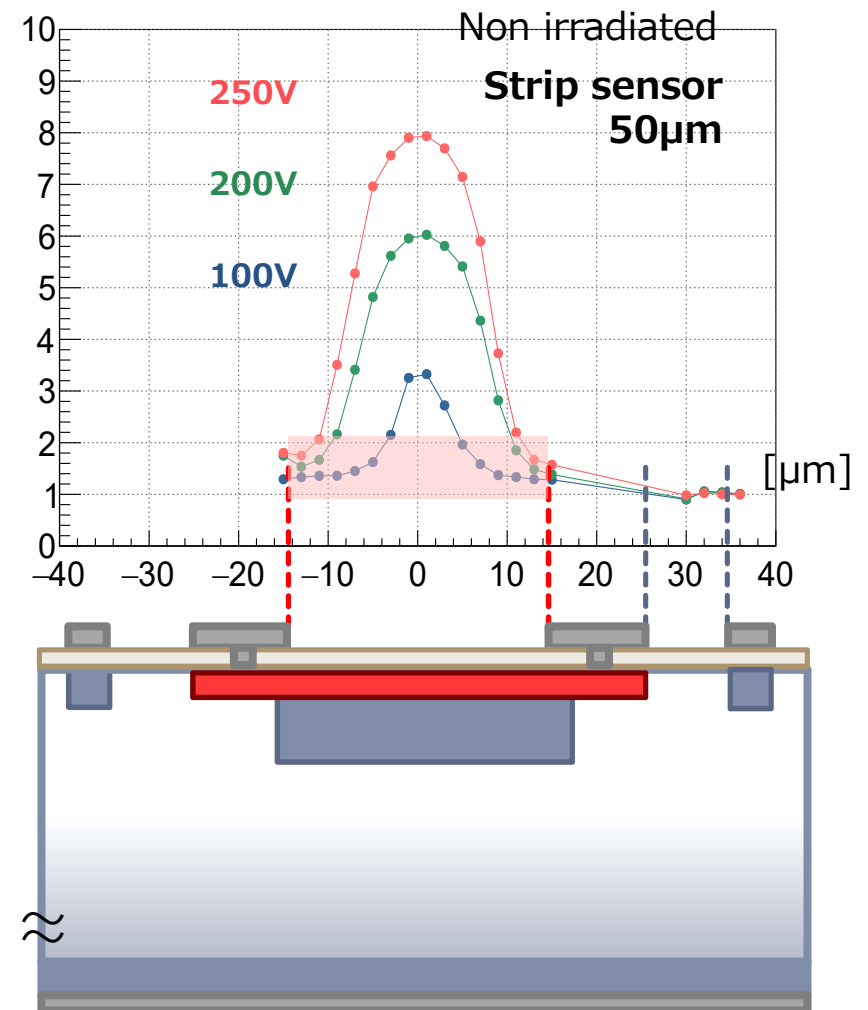
- Samples from HPK
  - Miniature Diode
    - Chip Size:  $2.5 \times 2.5 \text{ mm}^2$
    - Window:  $1 \text{ mm}\phi$
  - Strip Sensor
    - Strip pitch:  $80\mu\text{m}$
  - Active thickness
    - $50\mu\text{m}$  or  $80\mu\text{m}$



Miniature Diode



Strip Sensor



# + Testbeam

7

▣ Feb.-Mar. 2018 @Fermilab (Chicago) / 120GeV proton beam

▣ Time resolution:

▣ 50μm ~ 30ps @ 340V

▣ 80μm ~ 45ps @ 500V

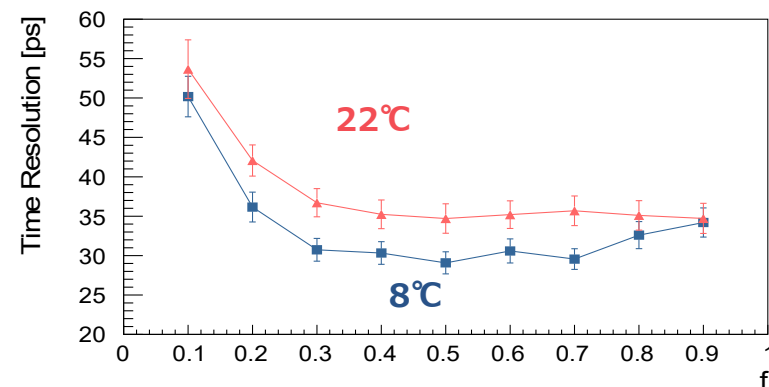
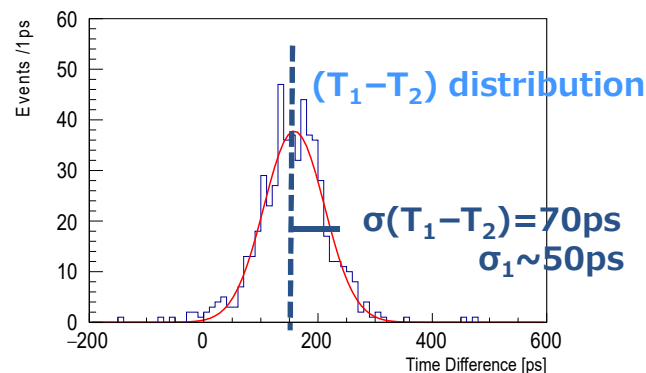
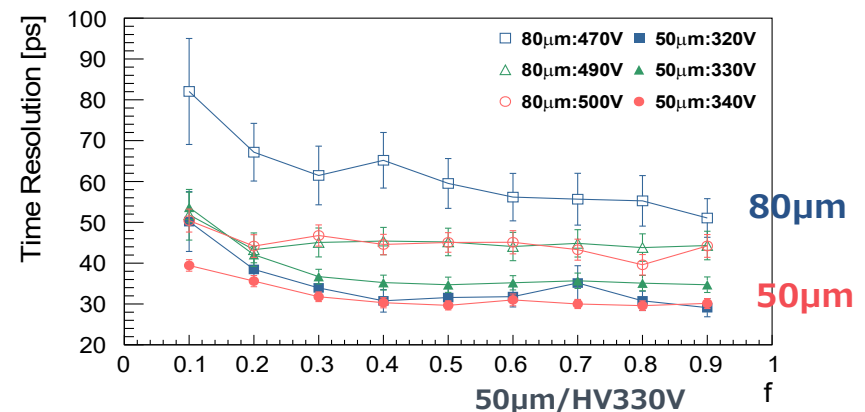
▣ Better time resolution:

➤ Higher bias voltage

➤ Lower temperature

▣ Analysis still on going

$$V_{thresh} = f \times V_{peak}$$



# + Summary

8

- ▣ Presented basic idea and application of LGAD
- ▣ We are evaluating characteristics of HPK LGAD samples.
- ▣ LGAD has potential to play active part in high luminosity experiments.
- ▣ HGTD of ATLAS has been accepted for technical detector design.
- ▣ Measurements of time resolution of irradiated samples are in progress.

▣ Acknowledgement  AIDA<sup>2020</sup>  Fermilab