



# Belle実験における CKM angle $\phi_1$ の測定

戸村 友宣

東京大学

# Introduction

## ■ CKM matrix

$$\begin{pmatrix} V_{ud} & V_{us} & V_{ub} \\ V_{cd} & V_{cs} & V_{cb} \\ V_{td} & V_{ts} & V_{tb} \end{pmatrix} \approx \begin{pmatrix} 1 - \frac{\lambda^2}{2} & \lambda & A\lambda^3(\rho - i\eta) \\ -\lambda & 1 - \frac{\lambda^2}{2} & A\lambda^2 \\ A\lambda^3(1 - \rho - i\eta) & -A\lambda^2 & 1 \end{pmatrix}$$

Irreducible complex phase  $\implies CP$  violation

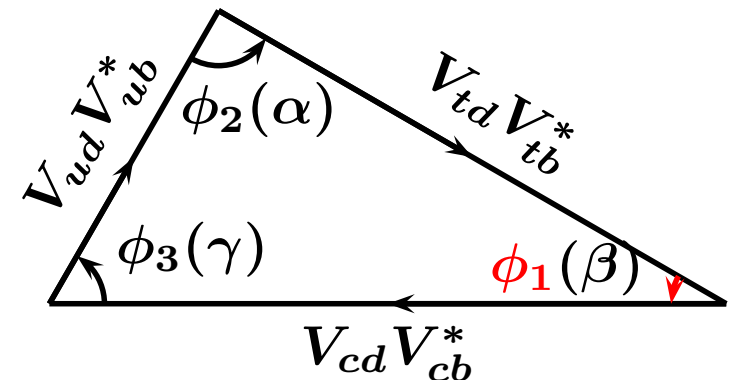
## ■ Unitarity Triangle

- Unitary cond. describes triangle in complex plane.

$$V_{ud}V_{ub}^* + V_{cd}V_{cb}^* + V_{td}V_{tb}^* = 0$$

- Measurement of UT

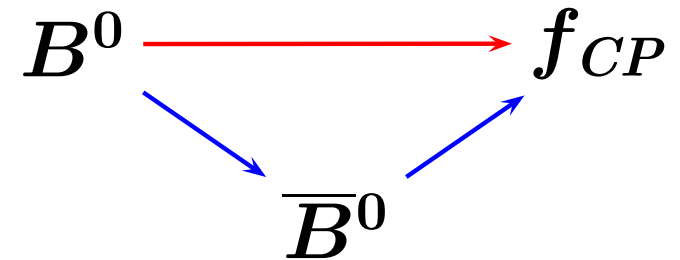
$\iff$  Test of CKM picture



# CP Violation in $B^0$ - $\bar{B}^0$ System



- Decay into  $CP$  eigenstate
  - Interference between decays **with** and **without** mixing



- Asymmetry in time-dependent decay rate

$$A_{CP}(t) \equiv \frac{\Gamma(\bar{B}^0 \rightarrow f_{CP}) - \Gamma(B^0 \rightarrow f_{CP})}{\Gamma(\bar{B}^0 \rightarrow f_{CP}) + \Gamma(B^0 \rightarrow f_{CP})} \quad A_{f_{CP}} = \frac{|\lambda_{f_{CP}}|^2 - 1}{|\lambda_{f_{CP}}|^2 + 1}$$

$$= A_{f_{CP}} \cos(\Delta m_d t) + S_{f_{CP}} \sin(\Delta m_d t) \quad S_{f_{CP}} = \frac{2\text{Im}\lambda_{f_{CP}}}{|\lambda_{f_{CP}}|^2 + 1}$$

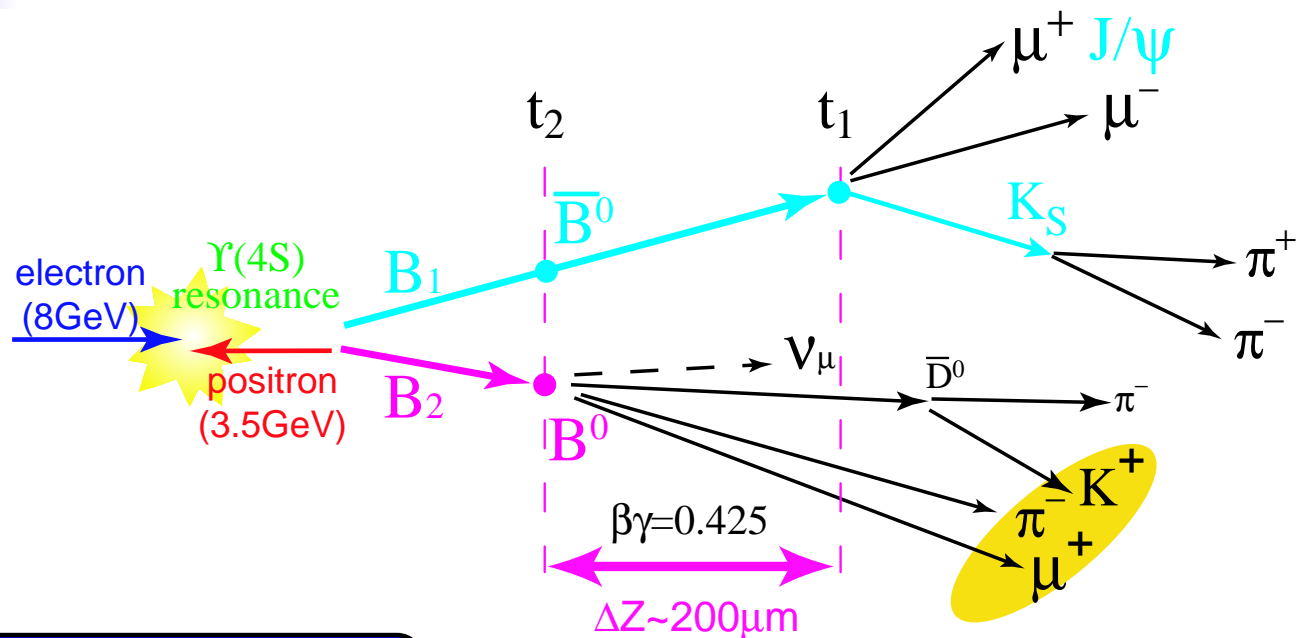
- In the Standard Model, for  $b \rightarrow c\bar{c}s$  transition,

$$A_{f_{CP}} = 0, \quad S_{f_{CP}} = -\xi_{f_{CP}} \sin 2\phi_1$$

( $\xi_{f_{CP}}$  :  $CP$  eigenvalue of  $f_{CP}$ )

$$A_{CP}(t) = -\xi_{f_{CP}} \sin 2\phi_1 \sin(\Delta m_d t)$$

# Principle of Measurement



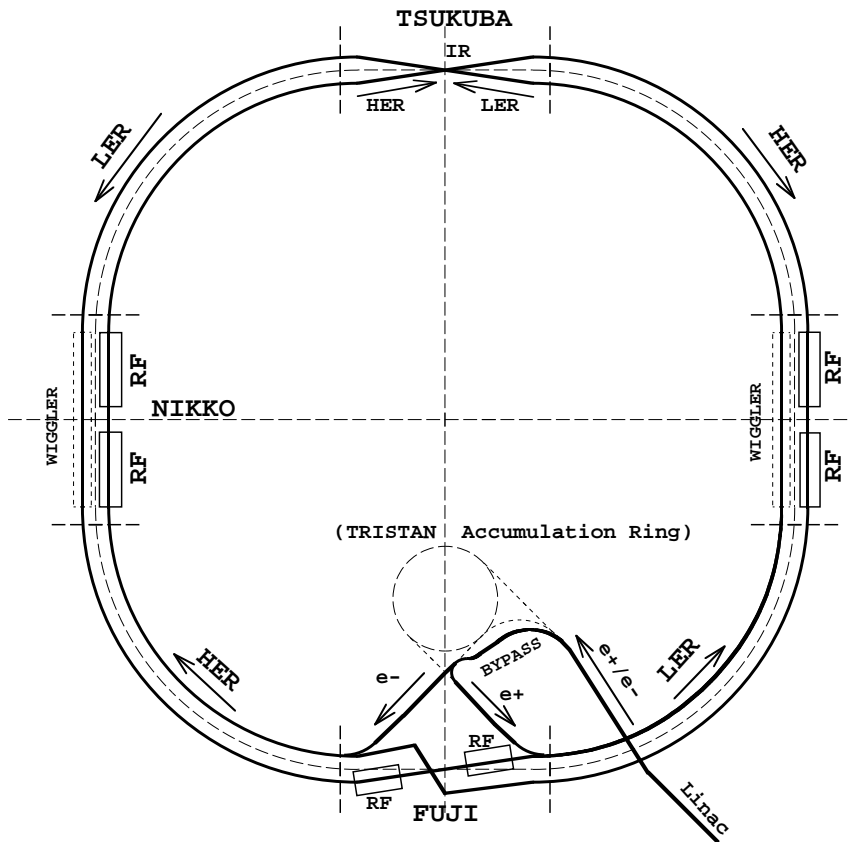
Event reconstruction  
( $CP$  eigenstates)

Flavor tagging

Vertex reconstruction  
( $\Delta t \simeq \Delta z / \beta\gamma c$ )

Maximum likelihood fit  
 $\implies \sin 2\phi_1$

# KEKB Accelerator

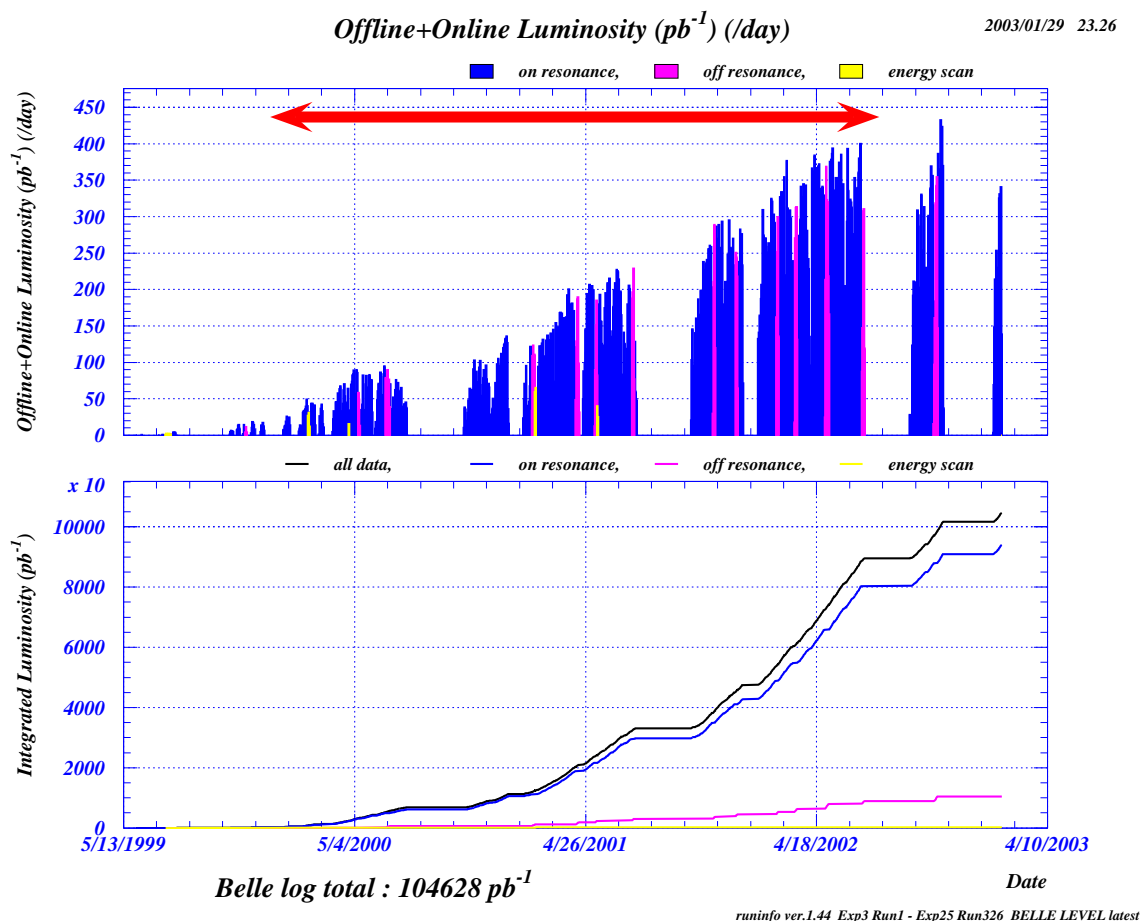


- 8 GeV  $e^-$  (HER) +  
3.5 GeV  $e^+$  (LER)
- $E_{\text{CMS}} = 10.58 \text{ GeV}$   
at  $\Upsilon(4S)$
- $(\beta\gamma)_{\Upsilon} = 0.425$
- 3 km circumference
- $\pm 11 \text{ mrad}$  crossing angle



# Luminosity

- $85 \times 10^6 B\bar{B}$  pairs recorded before the summer 2002.

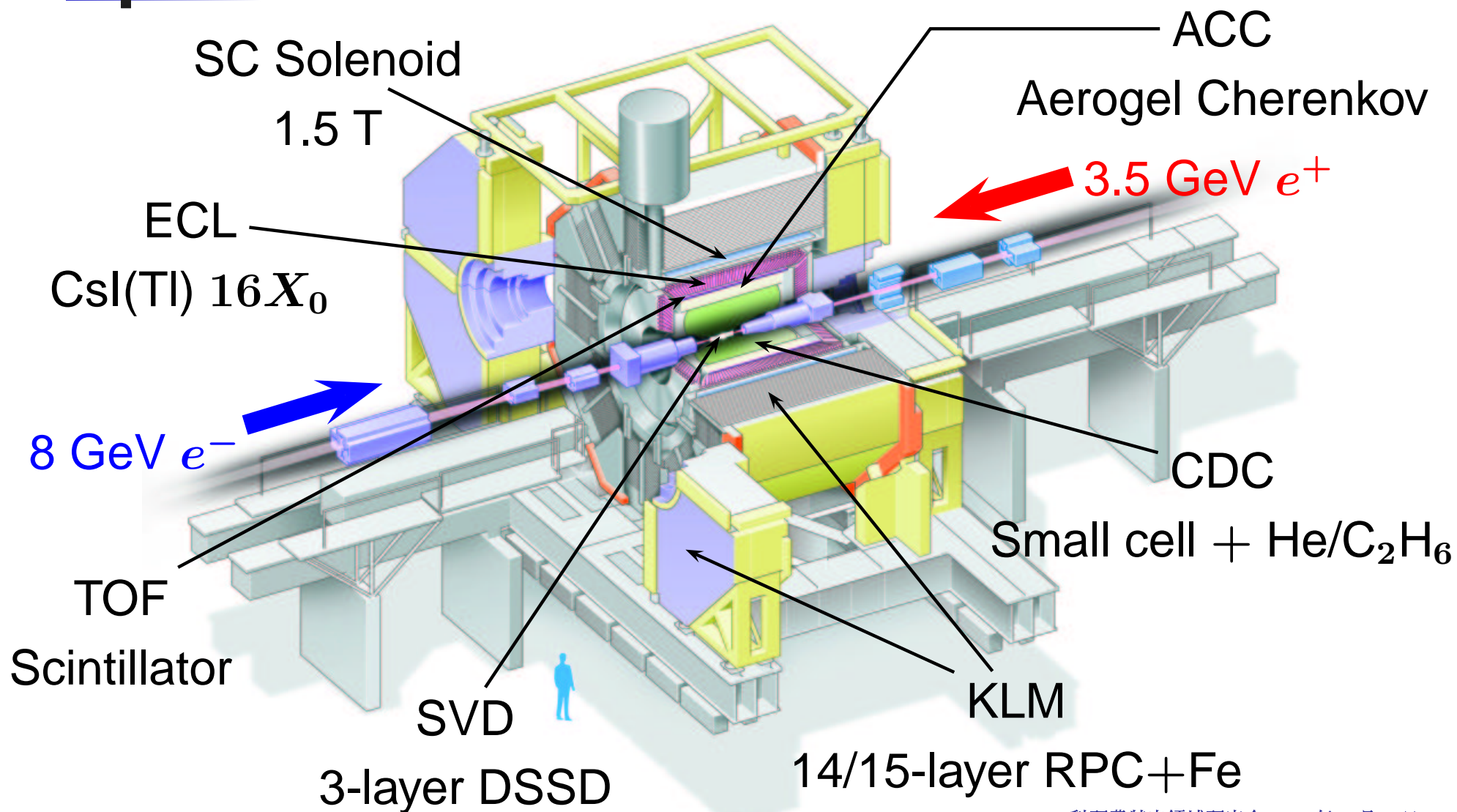


$$L_{\text{peak}} = 8.26 \times 10^{33} \text{ /cm}^2 \text{ /s}$$

$$\text{Int. lum.} = 89.6 \text{ fb}^{-1} \\ (\sim 90\% \text{ on } \Upsilon(4S) \\ + \sim 10\% \text{ off peak})$$



# Belle Detector



# Performance of Detectors



## ■ Vertexing

- Impact parameter resolution:  
55  $\mu\text{m}$  for 1 GeV/ $c$  norm. trk.

## ■ Tracking

$$\left(\frac{\sigma_{p_t}}{p_t}\right)^2 = \left(\frac{0.29}{\beta}\right)^2 + (0.20p_t)^2 \text{ (\%}^2\text{)}$$

## ■ EM calorimetry

- $\sigma_E/E \sim 1.8\%$  @  $E = 1$  GeV
- $e^\pm$  efficiency  $> 90\%$   
( $\sim 0.3\%$  fake at  $p > 1$  GeV/ $c$ )

## ■ $K/\pi$ separation

- $dE/dx$  ( $\sigma = 6.9\%$ )
- TOF ( $\sigma = 95$  ps)
- Aerogel Cherenkov

Efficiency  $\sim 90\%$ ,

Fake rate  $\sim 6\%$  up to 3.5 GeV/ $c$

## ■ $K_L$ and $\mu^\pm$ detection

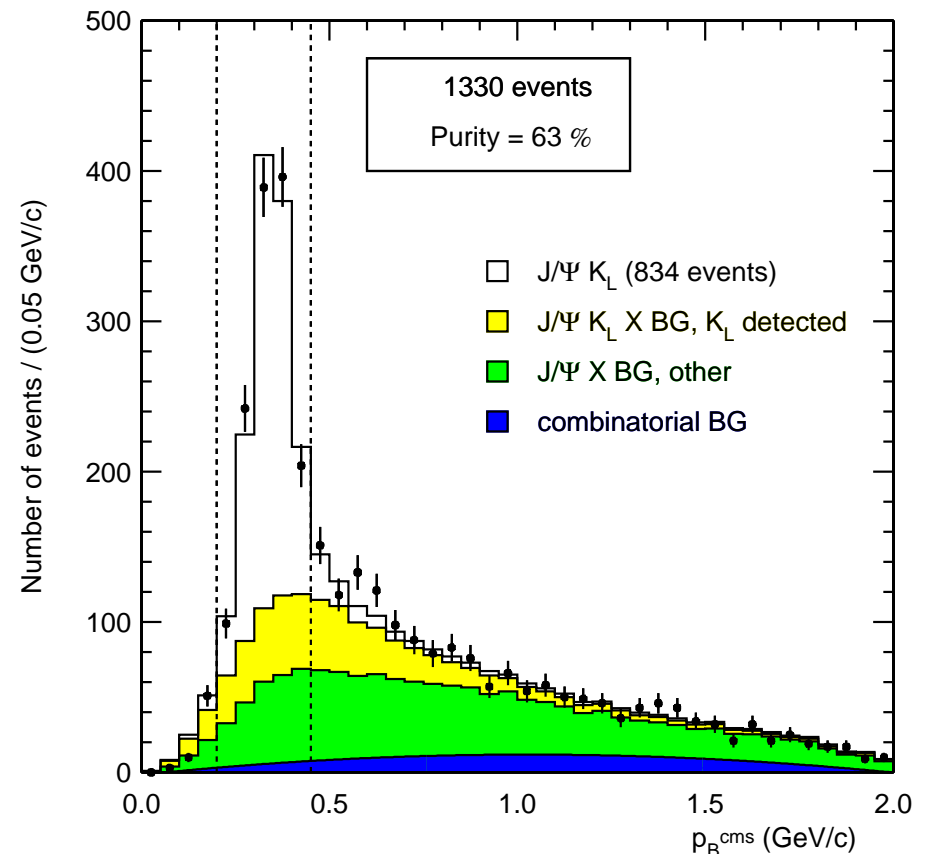
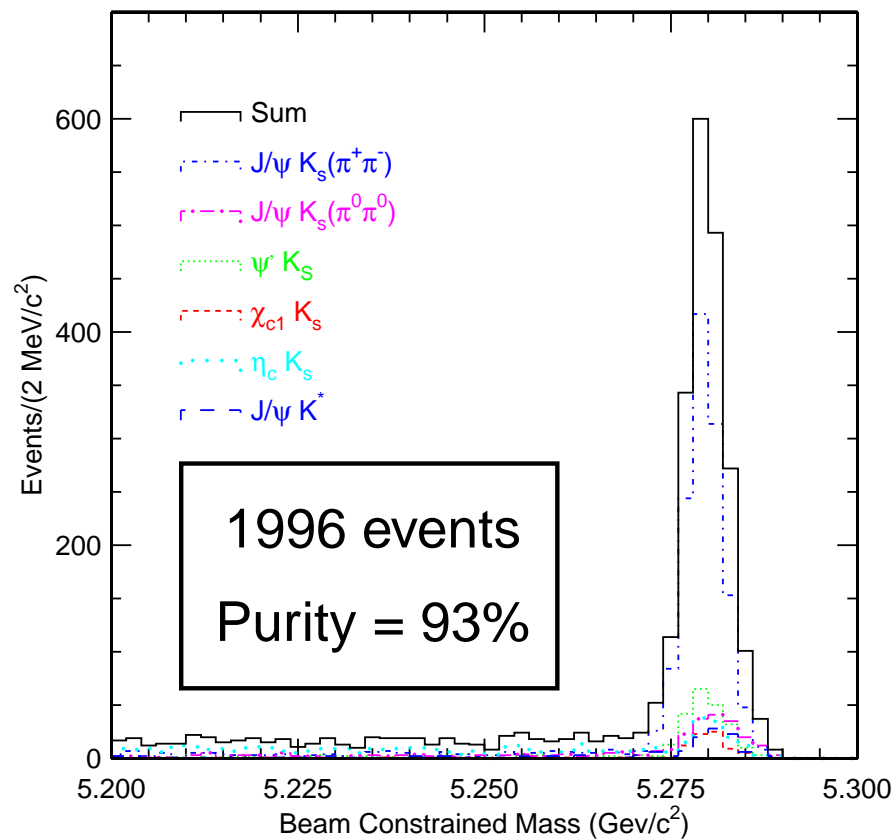
- $\mu^\pm$  efficiency  $> 90\%$   
( $< 2\%$  fake at  $p > 1$  GeV/ $c$ )



# Event Reconstruction



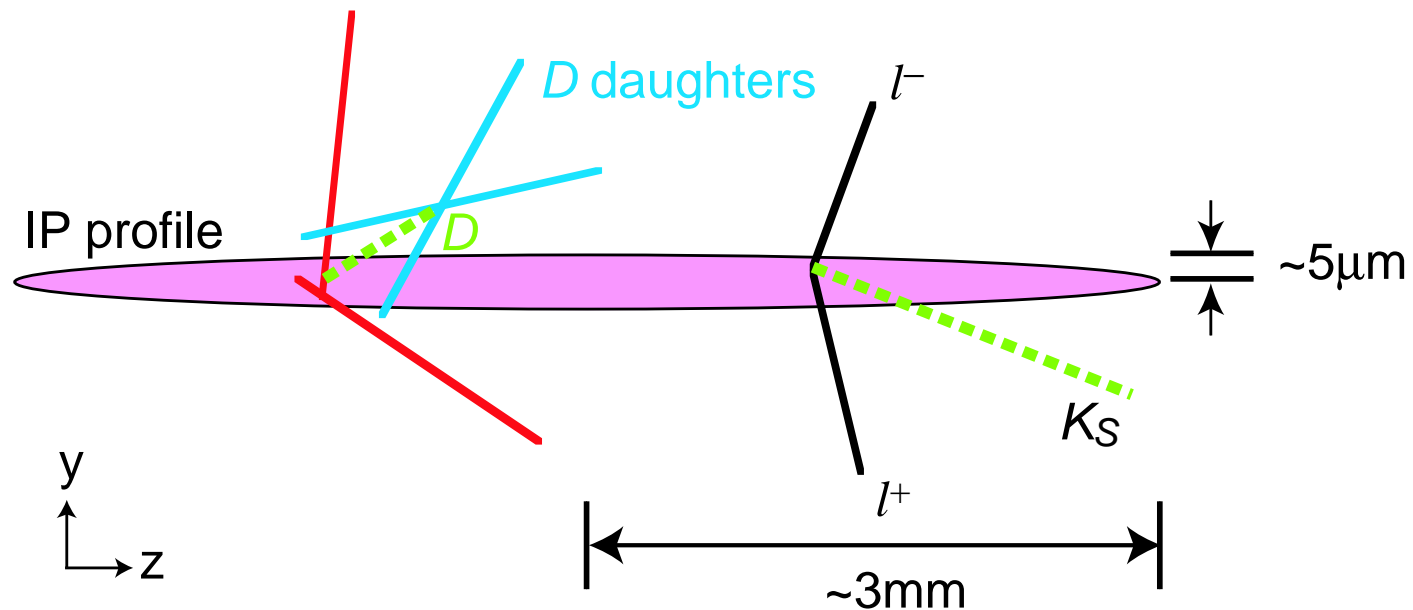
Selection based on  $M_{bc} \equiv \sqrt{(E_{\text{beam}}^{\text{cms}})^2 - (p_B^{\text{cms}})^2}$  and  $\Delta E \equiv E_B^{\text{cms}} - E_{\text{beam}}^{\text{cms}}$  (other than  $J/\psi K_L$ ), or  $p_B^{\text{cms}}$  ( $J/\psi K_L$ ).



# Vertex Reconstruction



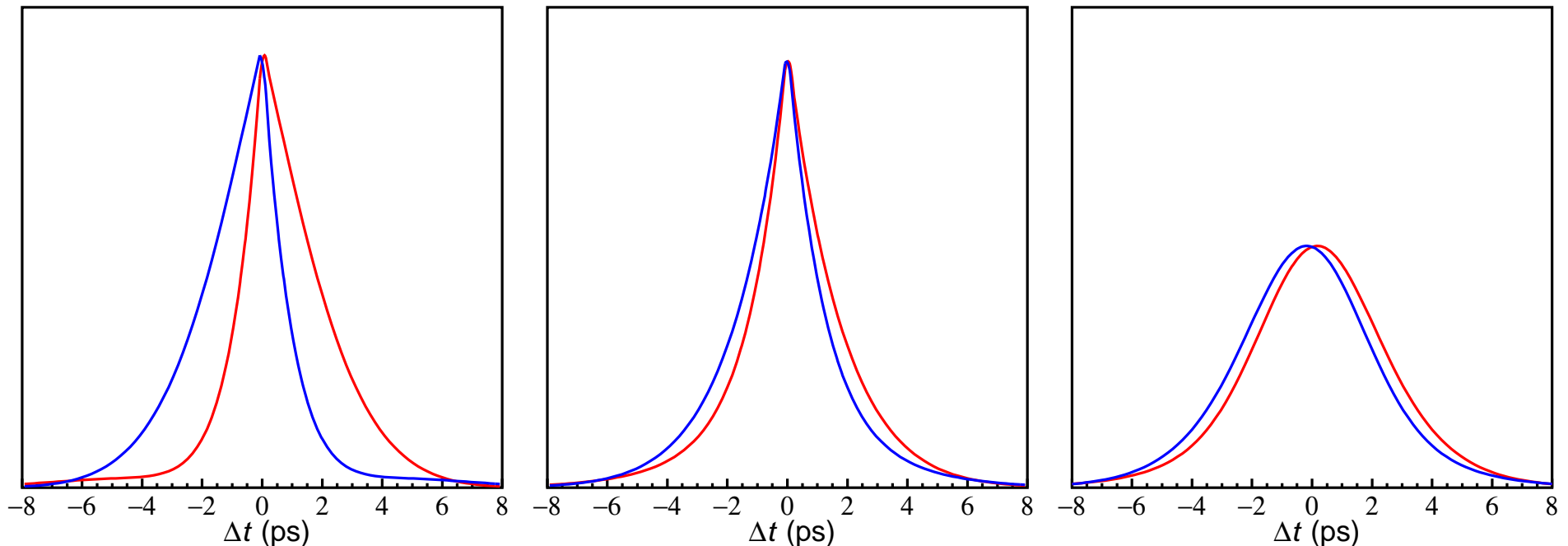
- IP(Interaction Point)-constrained vertex fit



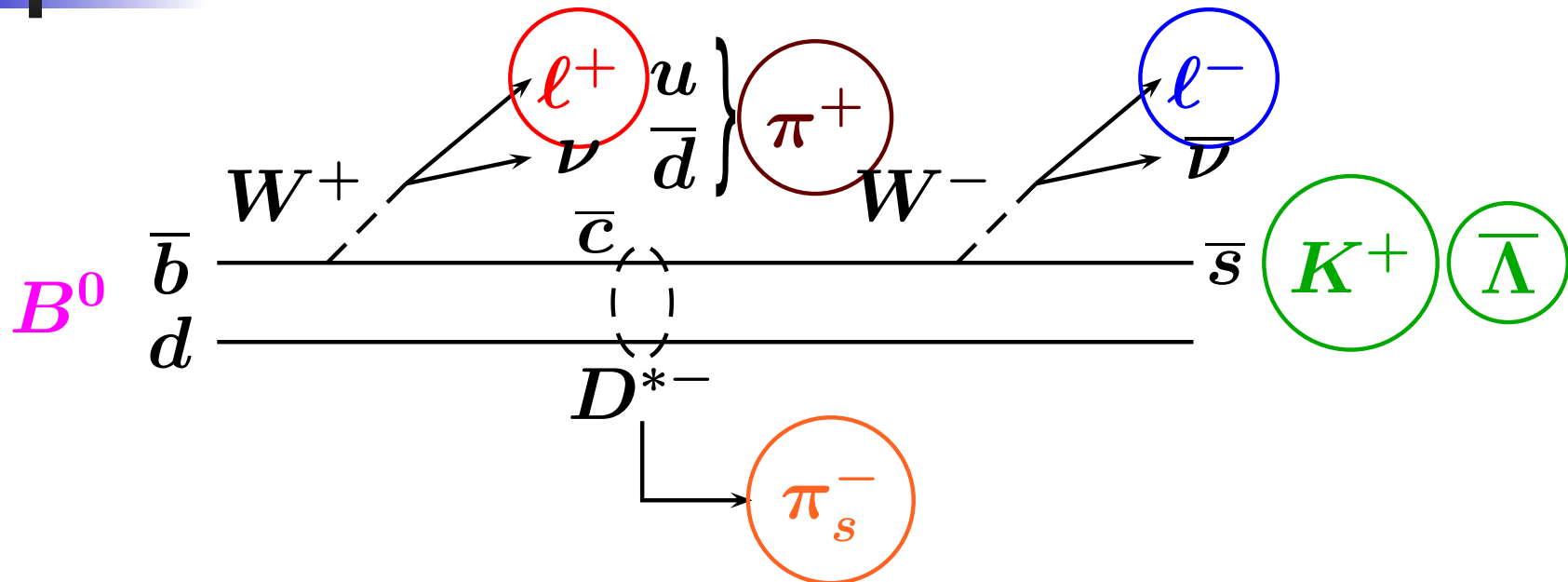
- $CP$ -eigenstate side
  - Leptons from  $\psi$ , or primary  $K/\pi$  tracks from  $\eta_c$
- Associated side
  - Remaining tracks except for poorly reconstructed tracks and  $K_S$  daughters

# $\Delta t$ Distribution

- Theoretical dist.:  $\mathcal{P}(\Delta t) = \frac{e^{-|\Delta t|/\tau_{B^0}}}{4\tau_{B^0}} \left[ 1 - \overset{\text{flavor } (\pm 1)}{q\xi_f \sin 2\phi_1} \sin(\Delta m_d \Delta t) \right]$
- Diluted by wrong tag:  $\left[ 1 - q\xi_f (1 - 2w) \sin 2\phi_1 \sin(\Delta m_d \Delta t) \right]$
- Smeared by resolution:  $P(\Delta t) = \int_{-\infty}^{+\infty} dt \mathcal{P}(t) R(\Delta t - t)$



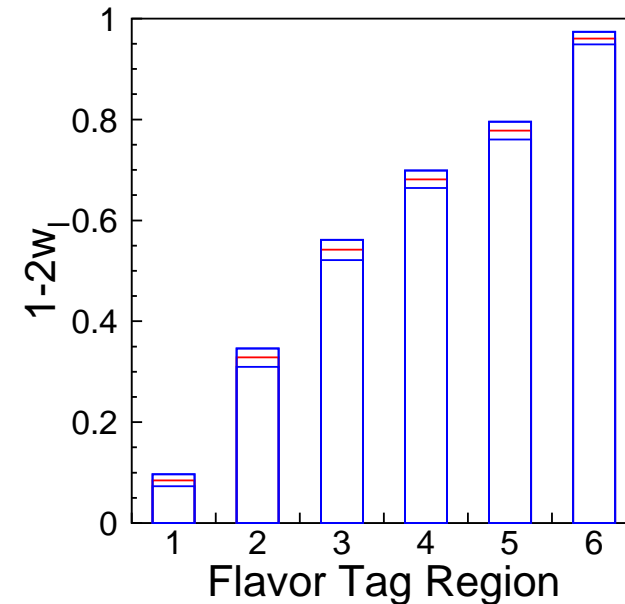
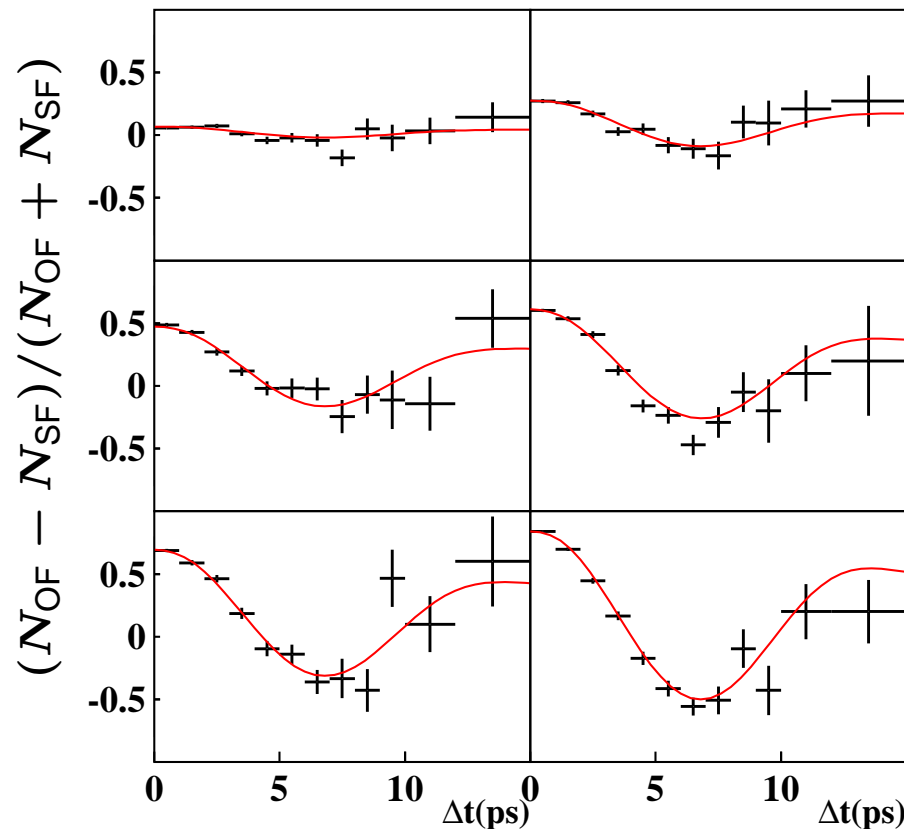
# Flavor Tagging



- Following informations are used:
  - High  $p$  (primary) lepton, low  $p$  (secondary) lepton
  - Strangeness ( $K, \Lambda$  from  $b \rightarrow c \rightarrow s$  chain)
  - Fast  $\pi$ , slow  $\pi$

# Wrong Tag Fraction

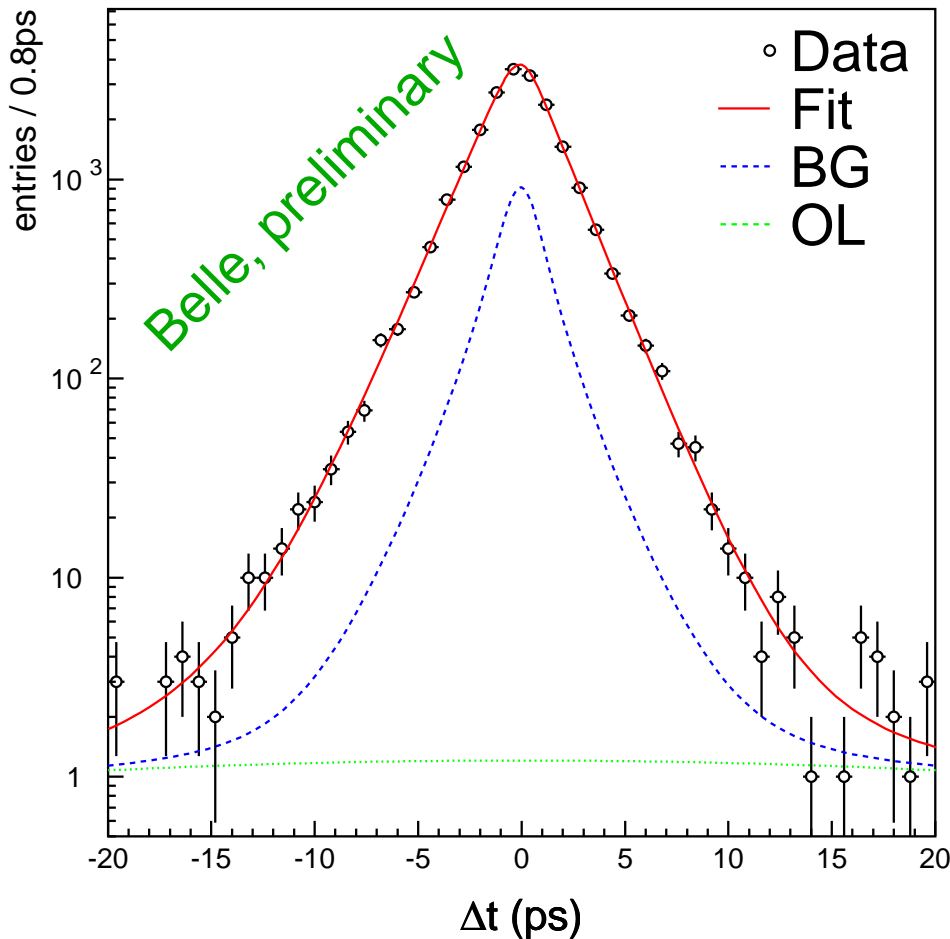
- Determined from  $B^0-\bar{B}^0$  mixing fit.
- $B^0 \rightarrow D^-\pi^+, D^{*-}\pi^+, D^{*-}\rho^+, \text{ and } D^{*-}\ell^+\nu$



Efficiency  $> 99.5\%$   
 $\epsilon_{\text{effective}} = 28.8 \pm 0.5\%$

# Resolution

- Obtained from lifetime fit with  $78 \text{ fb}^{-1}$  data.



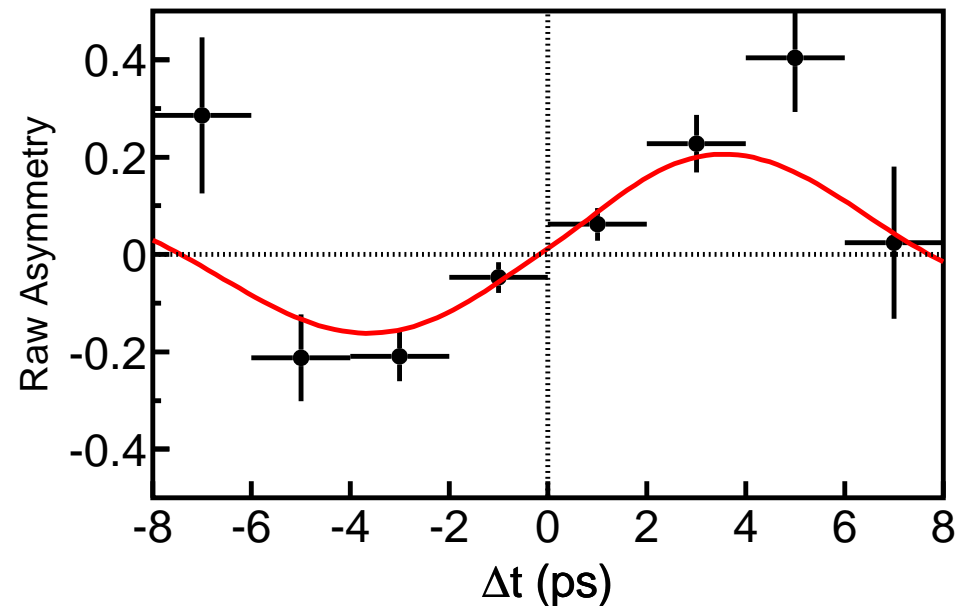
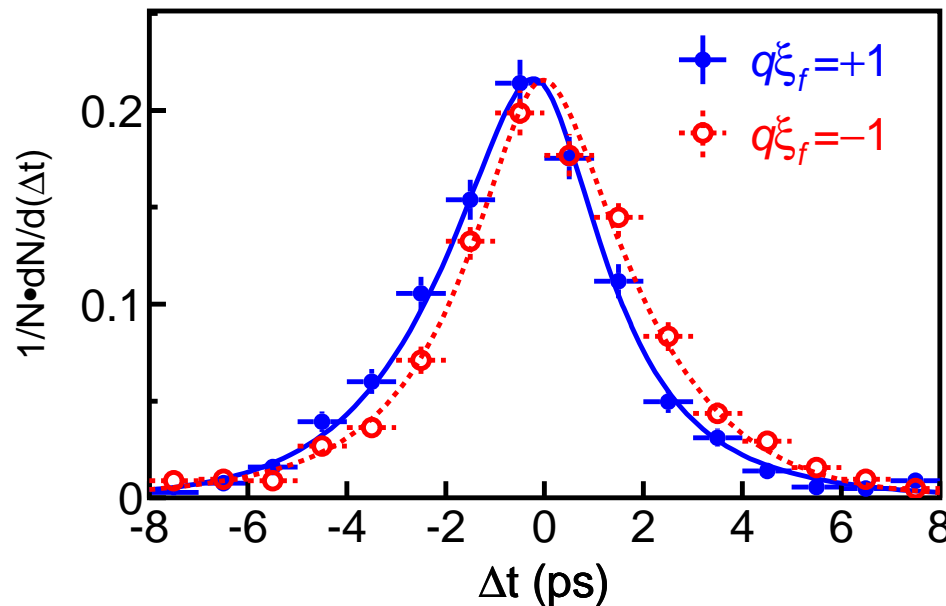
$$B^0 \rightarrow D^- \pi^+, D^{*-} \pi^+, D^{*-} \rho^+, J/\psi K_S, \text{ and } J/\psi K^{*0}$$

$B^0$  lifetime  
 $1.551 \pm 0.018(\text{stat}) \text{ ps}$   
 PDG2002:  
 $1.542 \pm 0.016 \text{ ps}$

Time resolution (rms)  
 $\sim 1.43 \text{ ps}$

# Result

- Unbinned maximum likelihood fit is performed.

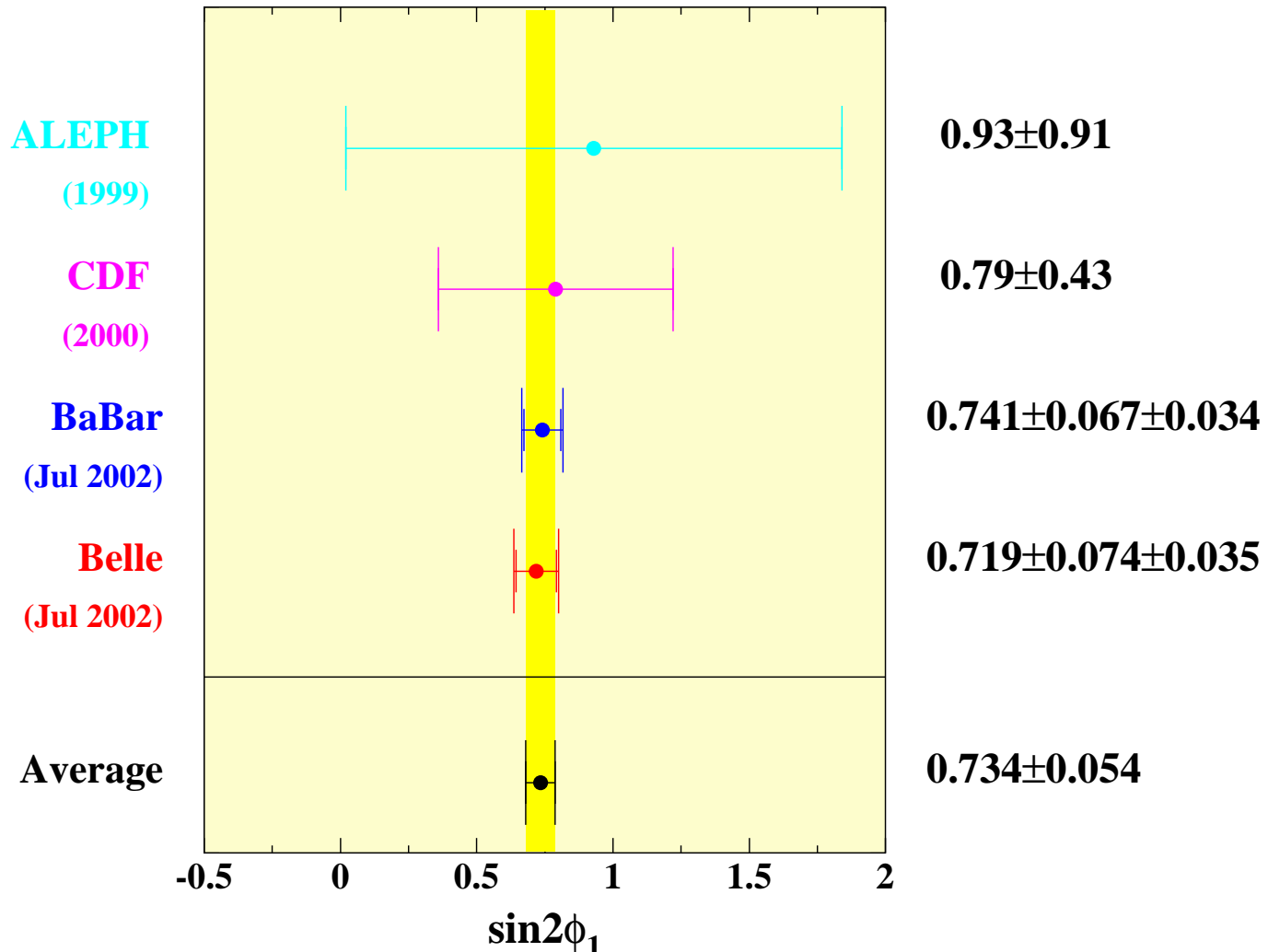


- Using  $78 \text{ fb}^{-1}$  data sample, we obtain

$$\sin 2\phi_1 = 0.719 \pm 0.074(\text{stat}) \pm 0.035(\text{syst})$$

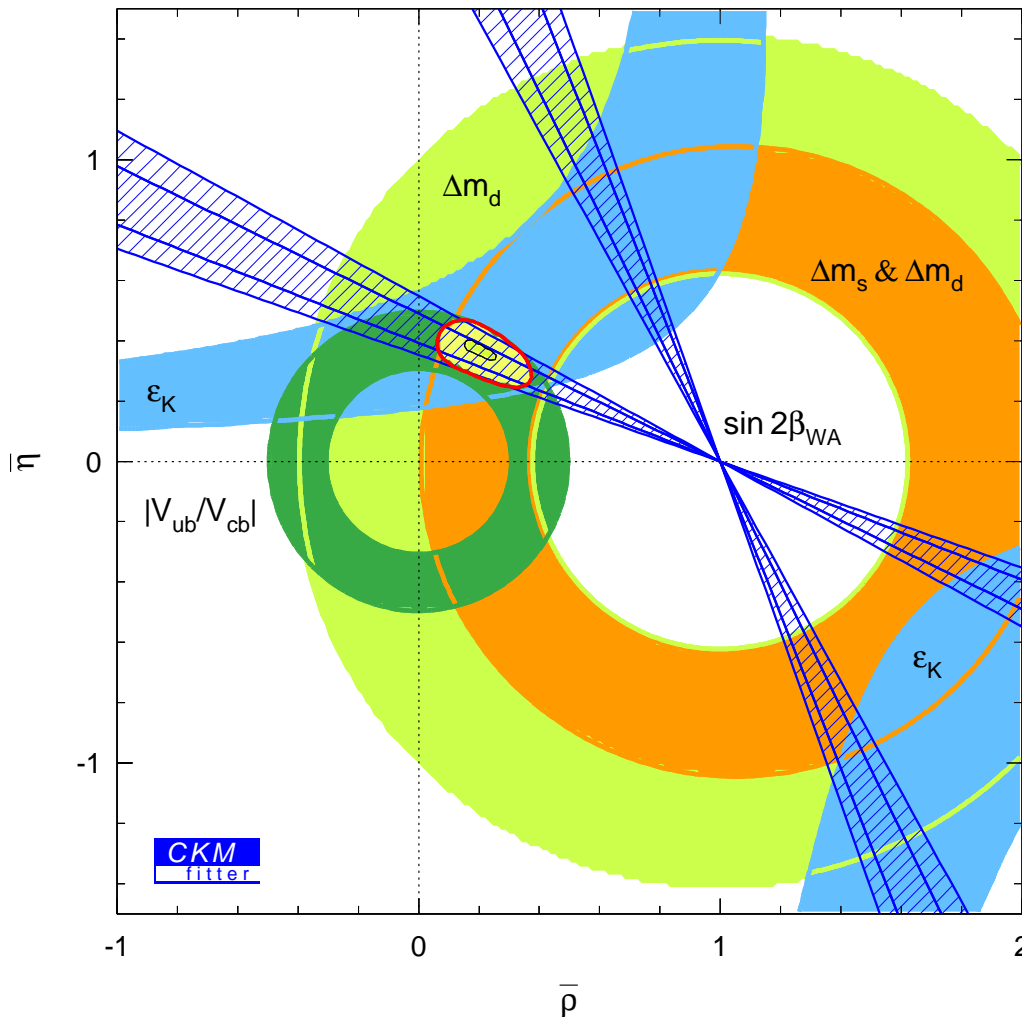
- Dominant systematics: Vertexing, Flavor tagging

# Comparison with Other Experiments





# Constraints on $\bar{\rho}$ - $\bar{\eta}$ Plane



- Normalized UT

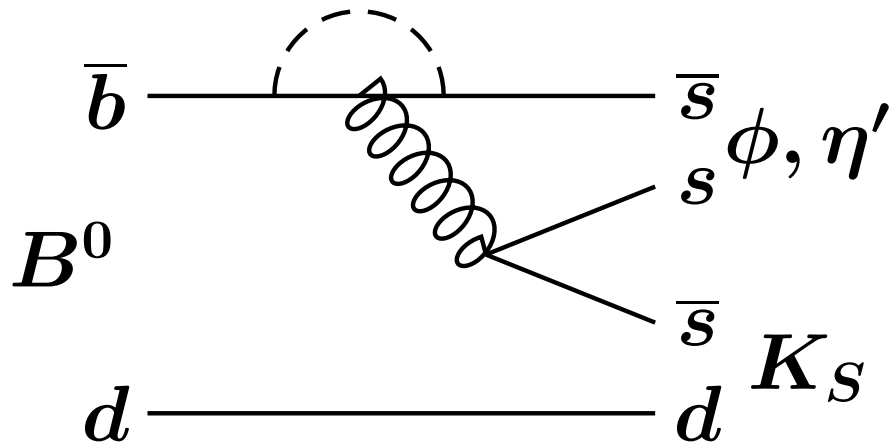
$$\frac{V_{ud}V_{ub}^*}{V_{cd}V_{cb}^*} + 1 + \frac{V_{td}V_{tb}^*}{V_{cd}V_{cb}^*} = 0$$

Vertices:  $(0, 0)$ ,  $(1, 0)$ ,  $(\bar{\rho}, \bar{\eta})$

- Independent measurements of angles and sides of UT are consistent.

- KM mechanism is most probably the dominant source of  $CP$  violation at EW scale.

# $CP$ Violation in $b \rightarrow s\bar{s}s$



In the Standard Model,

$$S_{s\bar{s}s} = -\xi_{f_{CP}} \sin 2\phi_1$$

$$A_{s\bar{s}s} \simeq 0$$

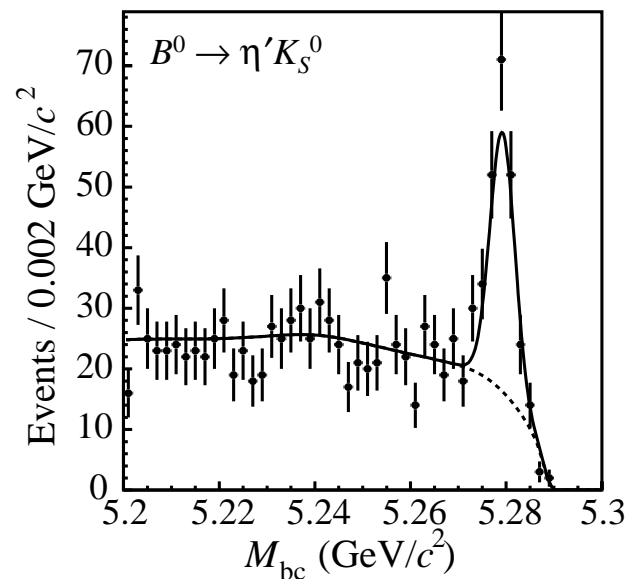
- These decay modes are potentially sensitive to new  $CP$ -violating phases from physics beyond the SM.
  - A significant deviation from  $b \rightarrow c\bar{c}s$  modes  $\implies$  evidence of a new physics

# Reconstruction of $b \rightarrow s\bar{s}s$ modes



$$B^0 \rightarrow \eta' K_S$$

$$(\eta' \rightarrow \pi^+ \pi^- \eta, \rho\gamma)$$

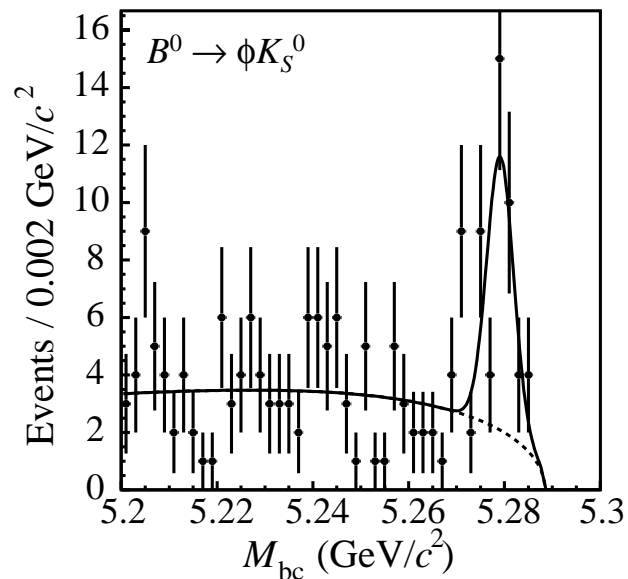


299 events

$$\text{Purity} = 0.49 \pm 0.05$$

$$B^0 \rightarrow \phi K_S$$

$$(\phi \rightarrow K^+ K^-)$$

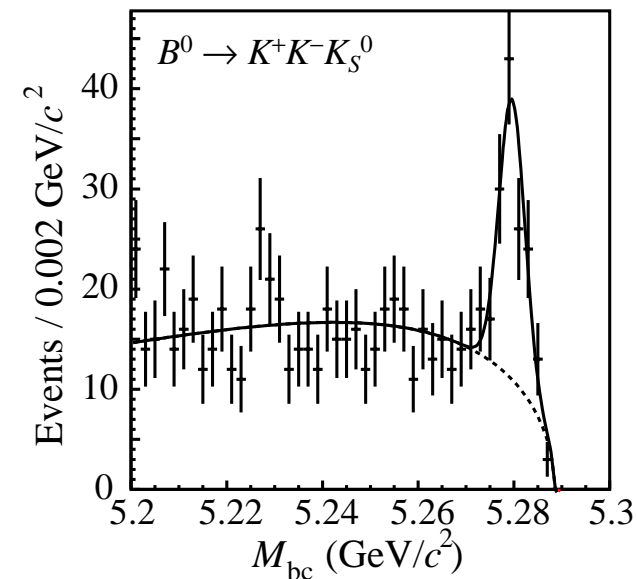


53 events

$$\text{Purity} = 0.67^{+0.07}_{-0.05}$$

$$B^0 \rightarrow K^+ K^- K_S$$

$$(K^+ K^- \neq \phi)$$



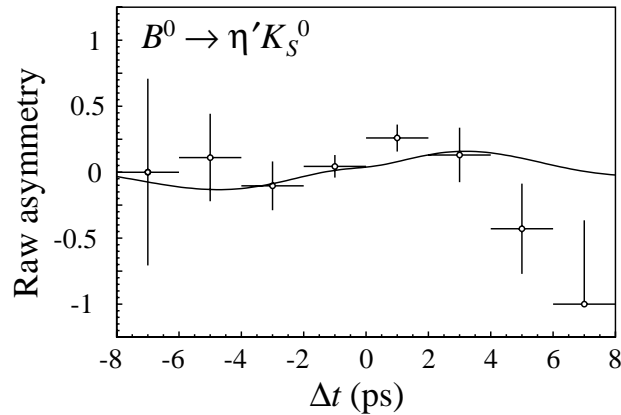
191 events

$$\text{Purity} = 0.50^{+0.04}_{-0.03}$$

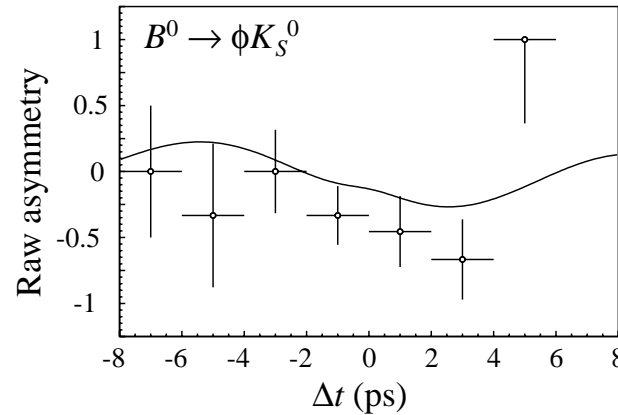
# CP Fit Result for $b \rightarrow s\bar{s}s$



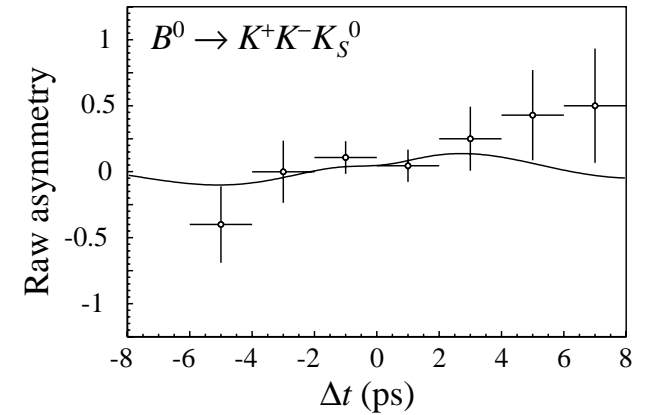
$B^0 \rightarrow \eta' K_S$   
( $\xi_f = -1$ )



$B^0 \rightarrow \phi K_S$   
( $\xi_f = -1$ )



$B^0 \rightarrow K^+ K^- K_S$   
( $\xi_f \simeq +1$ )



$$S_{\eta' K_S} = +0.71 \pm 0.37_{-0.06}^{+0.05}$$

$$A_{\eta' K_S} = +0.26 \pm 0.22 \pm 0.03$$

$$S_{\phi K_S} = -0.73 \pm 0.64 \pm 0.22$$

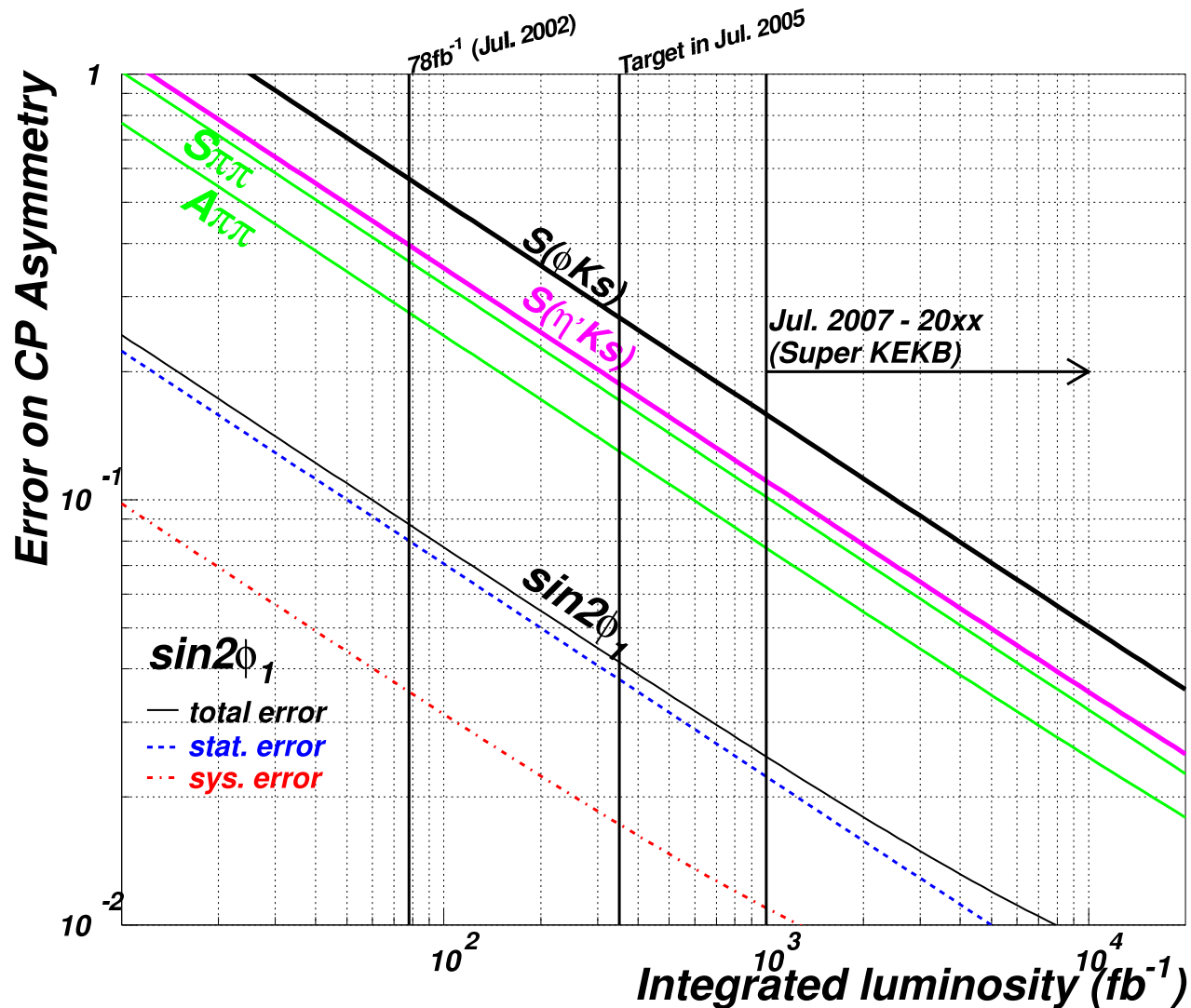
$$A_{\phi K_S} = -0.56 \pm 0.41 \pm 0.16$$

$$-S_{K K K_S} = +0.49 \pm 0.43 \pm 0.11_{-0.00}^{+0.33}$$

$$A_{K K K_S} = -0.40 \pm 0.33 \pm 0.10_{-0.26}^{+0.00}$$

$$\sin 2\phi_1 = 0.719 \pm 0.074 \pm 0.035 \quad (f_{\text{even}} = 1.04 \pm 0.19 \pm 0.06)$$

# Future Prospect



# Summary

- $CP$  violation parameter  $\sin 2\phi_1$  is precisely measured based on  $85 \times 10^6 B\bar{B}$  pairs using  $b \rightarrow c\bar{c}s$  transitions:

$$\sin 2\phi_1 = 0.719 \pm 0.074(\text{stat}) \pm 0.035(\text{syst})$$

Phys. Rev. D **66**, 071102(R) (2002)

- Time-dependent  $CP$  violations in  $b \rightarrow s\bar{s}s$  transitions are measured.
  - $2.1\sigma$  deviation is observed for  $B^0 \rightarrow \phi K_S$ .
- Precise test of SM is becoming possible.
  - Unitarity Triangle,  $b \rightarrow c\bar{c}s \Leftrightarrow b \rightarrow s\bar{s}s$